

# TONGUE THAT DOES NOT LIE



**Dr. Prakash Vakil**

**TONGUE  
THAT DOES NOT  
LIE**

*A COMPILATION OF VISUAL FINDINGS OF  
TONGUE*

*BY:*  
**PRAKASH VAKIL**

**INDIAN BOOKS & PERIODICALS PUBLISHERS  
NEW DELHI - 110 005.**

**First Edition: 1987**

**Second Edition: 1988**

**First Reprint Edition: 2000**

**Second Reprint Edition: 2003**

**Third Reprint Edition: June 2008**

© Copyright-reserved with the Author.

All rights reserved. No part of this book may be reproduced, stored in a retrieval system, or transmitted in any form or by any means, electronic, mechanical, photocopying, recording or otherwise, without the prior permission of the Publisher.

This book is sold, subject to the condition that it shall not by way of trade or otherwise, lent, resold, hired out or exported or otherwise circulated without the publisher's prior consent in any form or binding or cover other than that in which it is published and without similar condition excluding this condition being imposed on the subsequent purchaser.

**Price: Rs.110.00**

*Published by:-*

Mayur Jain

**Indian Books & Periodicals Publishers**

Block-5/62, Dev Nagar, Pyare Lal Road,

Karol Bagh, New Delhi -110 005 (India)

Phone no.: 011 25725444, Fax no.: 011 25766699

E-mail: [ibps.homoeopathy@gmail.com](mailto:ibps.homoeopathy@gmail.com)

Website: [ibpsbooks.com](http://ibpsbooks.com)

*Overseas Distributor: -*

**Indian Books & Periodicals Syndicate**

Block-5/62, Dev Nagar, Pyare Lal Road,

Karol Bagh, New Delhi -110 005

INDIA

**ISBN: 81-7467-071-8**

**Book Code No.: IB1201**

## PREFACE

When I decided to present a paper on this subject in the 42nd International Homoeopathic Congress of International Homoeopathic League, I had not thought of bringing out this book. As I started collecting more and more information on this subject and with few of my colleagues when I started compiling the visual aspects of tongue I realised the difficulty in compiling and also realised the difficulty of a practitioner who may have to refer several books to get clear-cut picture on a particular subject. I thought may be the information that we collect would be useful to other practitioners and students of homoeopathy, so the information has taken the shape of this book.

For last several years I have been working on this subject and I find that as the time passes by, I keep on adding to my knowledge. In future after making additions to the information given in this book, I may bring out subsequent editions. This book has been brought out in the form of a pocket-book so that it can serve a useful ready reference.

Following are the features of arrangement in this book.

- 1) The book is divided in two parts.
  - a) Paper as presented in the Congress giving information about the confirmed and unconfirmed information given in the homoeopathic books with additions from clinical observation.
  - b) A compilation of visual features of tongue. Sensations, pains etc. are omitted. At the end of the compilation which is prepared from some standard books, some information which was collected from some ill-proved remedies is also given.



- 4) The second part of this book is arranged in two parts. viz. (i) Visual features without movements and (ii) Different types of movements of tongue.
- 5) Ringworm, Psoriasis, Pimples etc. are considered under Eruptions.
- 6) Salivation is mostly seen when examining a tongue It is included in the compilation although other books and repertories do not put it under the heading "tongue"
- 7) It is interesting to note that "cyanosis" is not mentioned under "tongue" in all books. Remedies given under tongue-blue and remedies for cyanosis are not the same, therefore a special rubric on cyanosis has been included in this compilation.

I am very grateful to my colleagues and friends Dr. Shrikant Joshi, Dr. Sandhya Chhabria, Dr. Vandana Kamat, Dr. Anjali Chandiramani, Dr. Ketan Jani, Dr. Kinnar Shah, Dr. Reena Gala, Dr. Akshay Banker who worked day and night with me.

I am also grateful to Dr. Vasant B. Kotak for helping me with the book. Special thanks to Mr. Uday Bhojani for printing this book in time.

At the end, I wish to add that as the title of the book suggests, tongue findings have always helped me in treating my patients. I am sure this book will be useful to the practitioners of Homoeopathy.

*In Calvin B. Knerr's words "We have only given the precious stones their setting. They have come from many mines. They have received the polish of years of clinical verification at the hands of our practitioners. Some shine with more brilliancy than others. All reflect the light of wisdom by which we are guided in healing the sick"*

29th March, 1987

Prakash Vakil

## **PREFACE (Second edition)**

The overwhelming response to the first edition and appreciation of this book has inspired me to bring out the second edition within a year.

The general plan of arrangement remains the same. However, I have added some more pictures to this book and have made some additions to the compilation and my clinical findings.

10th April, 1988

Prakash Vakil

**RED TIP**

Plate—1



**SULPH.**

Red tip with coating of tongue. — Patient suffering from U.R.T.I. > with Sulph.

---

**TONGUE THAT DOES NOT LIE**

---



---

**RED TIP WITH BLUISH-BLACK PIGMENTATION**



**LACH.**

A female aged 60 yrs. used to get recurrent attacks of left sided pharyngitis with haemoptysis. Protrusion snake like

---

**TONGUE THAT DOES NOT LIE**

---

# "TONGUE THAT DOES NOT LIE"

By Prof. Dr. Prakash Vakil

## Introduction :

"Tongue is the mirror of the stomach" It reflects the digestive disorders. Derangement of digestive system may precede or follow the affection of some other system e.g. Indigestion giving rise to bilious headache and visual disturbances. Flatulence giving rise to palpitation and chest-pain. In case of heart-failure portal-congestion can give rise to anorexia, flatulence and indigestion. Tongue can also give us some useful information about the primary affection of some other system with or without the involvement of the digestive system e.g. Hemiatrophy of tongue with paralysis on one side. Pale and bald tongue giving alarming information about the blood-picture of the diseased individual. A cyanosed tongue points to impure oxygenation resulting from cardio-pulmonary affections. But, this is all on physical level. Mind rules the body. Emotions also affect the process of digestion. Hyperacidity is a common accompaniment of stress. Thus, not only does the tongue reflect the digestive-disorders but reflects the patient as a whole.

Desires and aversions as regards food are considered to be "physical general symptoms". As the tongue reflects the patient as a whole, examination-findings of the tongue should assume importance in prescribing. Perhaps, this must be one of the reasons why in the olden days "Vaidyas" (Ayurvedic physicians) and "Hakims" (Unani physicians) could prescribe by just looking at the tongue of the patient and examining the pulse.

J.T. Kent's "Repertory of the Homoeopathic Materia Medica" describes tongue under the chapter on "Mouth". William Boericke's "Repertory" gives a

special chapter on "Tongue". "Boenninghausen's characteristics and repertory" by C.M. Boger gives a sub-chapter on tongue under "Mouth." "A Repertory of Hering's Guiding Symptoms" by Calvin B. Knerr gives a special chapter on "Taste and Tongue"

The modern school of medicine does not give so much importance to the tongue except for diagnostic purposes. The Homoeopathic approach essentially differs from this, as to a Homoeopathic physician tongue gives useful information in individualising and prescribing for a patient.

The following is a study, evaluation and assessment of the types of tongue described in the Homoeopathic books. It is also clinical verification and clinical research on this subject.

#### **Method & Material :**

This is divided into two parts, viz.

- 1) To assess the utility of tongue-findings described in the books by making a thorough survey of two commonly used remedies.
- 2) After having established the utility in the above manner — to clinically confirm the tongue-descriptions and ultimately to add clinical findings non-existent in the books.

#### 1) Assessing the utility :

The following two remedies were selected :

- a) Nux-v. — which is a frequently used remedy. "Tongue" findings are described in the books but very little importance is given to the same.
  - b) Rhus-t — where tongue-findings is given prime importance in the materia medica
- a) Nux-v.

Mostly fresh cases were taken for observation. Observations were made to co-relate the tongue-findings of Nux-v. with the indications of Nux-v. obtained from

the history. Examination findings were recorded before and after the administration of the medicine to see whether it made any difference in the same. Acute as well as chronic cases were taken for observation. History of all the patients were recorded in details. Nux-v. was administered only when general and characteristic symptoms of Nux-v. were present and only after closely indicated remedies were carefully ruled out. It was given in 30, 200, 1M and 10M potencies according to indications. 5 patients were given placebo instead of Nux-v. and were observed. Care was taken to see that the patients do not take any other remedies. The age-group ranged from 6 months to 65 years and comprised of both the sexes.

b) Rhus-t.

The red-triangular tip of Rhus-t. is given a lot of importance in the books of materia medica. A few years back during monsoon in Bombay there was an epidemic of influenza with typical Rhus-t. type of symptoms which patients developed after getting wet in the rain. This was the time when Rhus-t. worked as "Genus epidemicus". A survey was made as to how many patients had the typical red-triangular tip of the tongue.

2) Clinical confirmation and additions :

A compilation of different visual aspects of tongue described in the Homoeopathic books was made. The study was carried out for 10 to 15 years. Whenever a peculiar tongue was observed that matched the description given in the book a photograph was taken. If a peculiar tongue was found that did not match the description then also a photograph was taken. It was also decided to observe and record some cases where tongue-findings helped in selecting the remedy in difficult cases.

## Observation :

The following findings are mentioned in connection with Nux-v. in the books mentioned above.

- Kent : Discolouration tongue — yellow base — Grade II; Cracked tongue, edges — Grade II
- Boericke : Tongue clean anteriorly; coated posteriorly — Grade II; Furred tongue — Grade I; White, furred, slimy, pasty — Grade II; Yellow, dirty, thick coating — Grade II.
- Boger : Black tongue — Grade II; Blisters; vesicles — Grade II; Coated tongue — Grade I; Thick coating and white coating — Grade I; Dry tongue — Grade III; Fissured tongue — Grade II; Paralysis of tongue — Grade II; Red Tongue — Grade IV.
- Knerr : Findings similar like the other books.

It was observed that posterior coating (white or yellow) on the tongue was frequently found in patients with Nux-v. — indications which can be seen from Table I.

Cracked edges were found in one or two patients. Furred tongue was found in some patients but it was difficult to differentiate from other remedies. Yellow dirty thick coating was seen in some patients but this was attributed to some allopathic drugs taken by the patient and this was commonly seen in smokers. Black pigmentation was seen in some patients where Nux-v. was indicated but even these patients had posterior coating along with black pigmentation. Red tongue was seen in some alcoholics and some patients who had received strong allopathic medicines like chemotherapy and as a result had developed glossitis

**Table I**

*Showing the Relation of Posterior Coating on Tongue with Indications of Nux-v.*

<b>Patients having Nux-v symptoms</b>	<b>Relieved</b>	<b>Not relieved</b>	<b>Pts. having PC</b>	<b>Others</b>
113 + 5 (pcb)	100	13 + 5 (pcb)	103 R 93 NR 10	10

PC = Posterior coating on tongue; R = Relieved, NR = Not relieved; pcb = placebo.

**Table II**

*Showing Disappearance of Posterior Coating after giving Nux-v.*

<b>Relieved after Nux-v.</b>	)	<b>With P C</b>			<b>Others</b>
100	) R	93	CO	S	7
	)	86	7	0	
<b>Not relieved after Nux-v.</b>	)	10			3
13	) R	CO	S		
	)	3	7		

CO = Could not be observed  
R = Coating relieved

S — Same as before

**Table III**

*Showing Red Triangular Tip of the Tongue With Rhus-t Indications*

<b>Total no. of pt.s With Rhus-t indications</b>	<b>Relieved</b>	<b>Not relieved</b>	<b>Could not be observed</b>
80	70	8	2
	With red tip	With red tip	
	28	5	
	without red tip	without red tip	
	42	3	

## Different types of tongue described in the books

- \* 1) Abscess
- 2) Adheres to roof of mouth
- 3) Aphthae
- 4) Atrophy
- 5) Biting
- 6) Bleeding
- 7) Blotches
- 8) Broad
- \* 9) Burns, like burnt leather
- 10) Cancer
- 11) Coated (furred)
- 12) Condylomata
- 13) Corrugated
- 14) Cracked, fissured,
- 15) Cutting
- ?\* 16) Cylindrical
- 17) Dark tongue, dark streak in centre
- 18) Denuded spots on tongue.
- 19) Development imperfect.
- 20) Discoloration
  - a) black
  - b) blue
  - c) brown
  - d) clean
  - e) dirty
  - f) gray
  - g) green
  - h) leathery
  - i) pale
  - j) purple
  - k) red
  - l) white
  - m) yellow

There are different types of discolorations of each variety

- 21) Dryness
- 22) Ecchymosis
- 23) Emaciation
- 24) Eruptions: Herpes, Ringworm,  
Vesicles, Tubercles, Psoriasis, Pustules,  
Pimples, \*Miliary, Blisters.
- 25) Excoriation of mucous membrane
- 26) Exfoliation: Peeling off
- 27) Flabby
- \*28) Folded like little bags on edges
- 29) Frothy
- \*30) Furry
- 31) Foul tongue
- \*32) Gangrenous
- 33) Growths
- 34) Indented
- 35) Indurated
- 36) Inflammation
- 37) Injuries
- 38) Lacerated
- ?39) Lame tongue
- 40) Mapped, patchy
- \*41) False membrane on tongue
- 42) Collection of mucus on tongue
- 43) Nodosities
- \*44) Obtusion
- 45) Papillae
- 46) Paralysis
- 47) Pasty, tenacious
- 48) Pointed tongue
- 49) Ranula
- 50) Raw.
- ? 51) Roughness
- 52) Salivation
- 53) Shiny
- 54) Shrivelled



- 55) Slimy, smooth, glossy, glazed
- 56) Sordes
- 57) Spongy
- 58) Strawberry
- ? 59) Stiff
- 60) Sticky, greasy
- 61) Suppuration
- 62) Swelling
- 63) Thick
- 64) Trembling
- 65) Triangular base, triangular tip
- 66) Tumours
- 67) Ulcers
- 68) Varicose veins
- 69) Varnished look
- 70) Viscidity
- 71) Warts
- 72) Withered
- ? 73) Wrinkled
- 74) Movements: Boring, Contraction, Convulsion, Cramps, Spasm, Darting out, Difficult, Lapping, Lolling, Oscillating, Plays with tongue, Protrusion Pulsating, Quivering, Rattling, Smacking, Trembling, Twitching.

= Not observed

? = Description not clear

**Clinically observed tongue findings not listed in the compilation**

- 1) Large and flabby: Nux-v.
- 2) Atrophy: Merc.
- 3) Ulcers — amoebiasis from: Tub.
- 4) Thrush: Nux-v., # Caust.
- 5) Mapped tongue: Crot-h.
- 6) Bitten tongue, epilepsy in: Sil. #
- 7) Cyanosis-tongue: Carb-v., # Morph.
- 8) Leukoplakia: Bor., Ign.
- 9) Sicca syndrome — Sjogren's syndrome: Tub.
- 10) Ranula: Ars-i. #
- 11) Pemphigus: Phos.

**SYPH.**

A lady aged 45 yrs. C/O pain in abdomen < night. Besides the tongue she had other congenital abnormalities. She was given Syph. 1M with which she was relieved. Abnormalities remained the same.

---

**TONGUE THAT DOES NOT LIE**

---

**SULPH.**

A child with recurrent attacks of tonsillitis. Sulph. prescribed on general indications helped. Note under "red-centre" and "red-tip" Sulph. is given but they are not given together.

---

**TONGUE THAT DOES NOT LIE**

---

- 12) Indented tongue with indentation of lower lip and inside of the cheek: Ars-i.
- 13) Cracked: Syph.
- 14) Discolouration:  
 Posterior full and anterior one side coated creamish: Tub.  
 Posterior coating with red stripe and furrow: Tub.  
 Posterior one sided white coating: Nux-v.  
 Thick creamish coating with clear edges and salivation: Mez.  
 Black pigmentation with yellow coating more posteriorly and margins not coated: Ars.  
 Yellowish gray coating with red stripe in the centre and black pigmentation: Tub. #  
 Thick yellow coating, except centre and anteriorly which is red: Aur.  
 Greenish yellow coating — schizophrenia: Moschus.  
 Thin white coating: Sil. #  
 Central yellow coating: Dulc.  
 White coating with red patch in the centre and red tip: Sulph. #  
 Yellow stripe in centre: Puls.,  
 Two red stripes, in a drug addict.  
 Two yellow stripes: Kali-c.  
 Two white stripes at the margin: Phos.  
 Yellowish white patch in the centre: Ars-i.
- 15) Movements:  
 Spring like or wire like movements: Colch.  
 Initially trembles later trembling disappears: Sep. #  
 Waves like movement: Tub., # Syph. #  
 Trembling if protruded for a long time: Ph-ac. #  
 Tip trembles: Sil.  
 Centre trembles: Sep.  
 With trembling of tongue, chin also trembles: Nux-v.  
 Spring like movement when withdrawing the tongue: Zinc-ars.

Cannot keep the tongue protruded for a long time  
in a case of chorea: Ars-i.

# = Observed in two or more patients.

## **Cases:**

### **Case I**

I was called to see one Mr. A.P. who was suffering from infective hepatitis. After attending to him when I was about to leave, Mrs. A.P. asked me "Doctor, do you have any medicine in Homoeopathy to correct difficult concentration?" I said, "We do have medicines. Who is the patient?" She said, "Its my daughter who is eight years old. There are complaints from the class-teacher that her attention is always fleeting. She cannot sit in one place for more than two minutes. As such she knows film-songs by heart, but when it comes to studies it is always difficult for her to grasp and remember. She failed twice in her terminal examination". I had to make an off-hand prescription without writing the history in details. I called her and looked at her tongue. It was posteriorly coated white. As I was working on my paper on "Audio-visual image of a Nux-v. patient" that time,so the tongue made me think of Nux-v.

A few questions confirmed some more symptoms of Nux-v. like irritability of mind, bilious headache and vomiting and constipation with ineffectual urge for stool. It was difficult to get history from such a child. I prescribed Nux-v. 30 H.S. for a few days.

To my surprise, after a couple of months, when Mr. and Mrs. A.P. came to my clinic, they reported that the child had passed her final examination with flying colours. They had all the praises for such a wonderful remedy. I was myself surprised as normally a Homoeopathic physician thinks of remedies like Arg-n., Gels., Aeth., etc. for "examination funk" and associated nervousness. I opened my Kent's repertory to find out

how Nux-v. had helped this child. Under "Concentration difficult" besides other remedies Nux-v. gets Grade I. Under "Concentration difficult-studying, reading etc. while" Hell. and Nux-v. are the only two remedies getting Grade I.

### **Case II**

Miss J.K. aged 20 yrs. came to me C/O dyspnoea on exertion for 4 months. She was treated by a no. of allopathic physicians without relief. Her X-ray and blood picture were normal. O/E her chest was clear. she did not have a deviated nasal septum or any such apparent defects which would give rise to dyspnoea. She had aversion to sweet and desire for salty food. She was sympathetic by nature but did not care for sympathy for herself. About this symptom she was not very clear. She did not give any H/O mental stress. One of her brothers suffered from pulmonary tuberculosis.

As there were very few symptoms I was wondering what to prescribe. Last symptom was the only symptom which would differentiate Phos. and Caust. When examining her I noticed a red stripe in the centre of her tongue. When I referred the Kent's repertory I found that Caust. and Phos. both were given under this particular description. Caust. grade I and Phos. grade II. I gave her Caust. 200 III O.D. She reported 50% relief after a week. She was kept on placebo for 3 weeks without any significant further relief. As there was F/H of Tuberculosis and as Tub. is also given under this particular type of tongue, I gave her Tub. 1M I with which the dyspnoea completely disappeared.

### **Case III**

Mr. A.M. aged 54 yrs. was brought to me about 8 yrs. back by a student of mine. Diagnosis was Sjogren's Syndrome. His tongue, mouth, conjunctiva etc. used to remain dry. As a result he had photophobia and there was difficulty in talking and chewing. His inter-

phalangeal joints showed deformities characteristic of rheumatoid arthritis. For last two years the pain in the joints was less but he had developed dryness of the mucous-membranes. He had received high doses of corticosteroids in the past.

As there was F/H of tuberculosis and he had tendency to catch cold, pain in spots in joints, desire for sweets I decided to give him Tub. first. Irritability of mind and cosmopolitan character also pointed to Tub. He was given Tub. 1 M one dose, followed by placebo. To my surprise he came back after a week saying that his dryness of mouth and conjunctiva were much better, but his pain in joints had increased to some extent. I continued with placebo. In the second week when he came he was in an angry mood. "What have you done? I am having the same joint pains which I had years back." I inquired about his dryness. He said, "You have cured one, but you have produced another disease in my body. With great difficulty and high doses of medicines my physicians had relieved my joint pains. You have started that all over again. I do not wish to take your treatment any more". I explained to him that probably the allopathic medicines had suppressed his illness and as a result of that he was suffering from the dryness and that the joint pain was a passing phase. But, it was all in vain.

I referred "A Materia Medica and Repertory" by James Stephenson to see the drug-picture of cortisone wherein he has described the proving carried out by W.L. Templeton in The British Homoeopathic Journal, 45 : 89-97, 1956. It says dryness of mouth, aggravation morning, empty swallowing aggravates, irritation and dryness of eyelids, pain in canthus as if foreign body in eye. Could Sjogren's Syndrome be due to suppression with corticosteroids and not a disease phenomenon?

**Conclusion :**

- 1.) From the above observations, it is clear that

tongue-findings are useful in selecting a Homoeopathic remedy.

2) Homoeopathic prescribing can be simplified by making such observations.

3) Such findings are quite reliable for prescribing which can be seen from the cases described. Sometimes, they may be much more reliable than the prescribing points obtained from the history alone. The patient may omit or miss a point when giving the history but the prescribing points obtained by examining a tongue will not deceive you.

4) In small children, deaf and dumb persons and patients speaking language other than the one known to the physician; such findings will help in selecting a remedy.

5) In a crowded O.P.D. such findings will help the physician to attend to his patients fast.

6) Tongue-findings should not be considered as particular symptoms but should be considered as *PHYSICAL GENERAL SYMPTOMS* as they tell us the true and full story of the patient.

7) One has to be careful in patients chewing pan, smokers and patients who have received some allopathic remedies like bismuth preparation where the tongue is discoloured. Here, the tongue-findings may not be reliable.

8) From Table I, it is seen that little importance is given to tongue-findings of Nux-v. in the books. From Table III, it is seen that too much importance is given to tongue-findings of Rhus-t. This may be due to the fact that data obtained from proving alone requires clinical confirmation. Homoeopathic physicians can work in this direction.

9) From Table II, it is seen that these signs also start disappearing with the symptoms of the patient when the prescription is correct. However, in a few cases where it did not disappear nosodes or complimentary



medicines were required.

10) From the observations made, it is also seen that different books give different findings of the tongue which may be mentioned in one book and not the other. It was necessary to make a compilation of the findings.

11) From the observations made it is also seen that some of the findings which are not mentioned in the books are also found in some patients. Clinical research is necessary in this direction.

12) A general plan of clinical examination and assessment of the tongue can be given as follows: This will help in the diagnosis, of the ailment as well as selection of the remedy from the compilation.

- a) Size and shape
- b) Condition — congenital/acquired
- c) Pale/pink
- d) Dry/moist — and salivation
- e) Papillae
- f) Indentation
- g) Discolouration
  - i) Pigmentation
  - ii) Temporary discolouration like cyanosis
  - iii) Coating
- h) Inflammation, excoriation, exfoliation
- i) Suppuration, gangrene
- j) Eruptions
- k) Growths — including warts, cancer and ranula
- l) Varicosity of veins
- m) Movements — including paralysis

**A  
COMPILATION  
OF  
VISUAL FEATURES  
OF  
TONGUE**

## VISUAL FEATURES WITHOUT MOVEMENTS

### **ABSCESS** : Calc.

sublingual; opens externally: Hippoz

with pricking pains: Merc.

tip: Am - c., dros.

(Refer Inflammation and Swollen).

### **ADHERES**, to roof of mouth (See Dryness): Alum., arg-m., bell., *bry.*, caust., nit-ac., **Nux-m.**, sanic.

### **APHTHÆ** : Aeth., agar., ars., arum-d., aur., **Bor.**, camph., caul., cham., hell., hydr., *ill.*, *jug-c.*, *lach.*, *lac-ac.*, *merc.*, *merc-cy.*, *mur-ac.*, *nat-m.*, *nux-v.*, *ox-ac.*, *phos.*, *plb.*, *sars.*, *sulph.*, *sul-ac.*, tarent., thuj.

sensitive and bleeding: **Bor.**

with burping and impeded speech: *Nat-m.*

covered with aphthae: Camph.

especially on edges: *Ill.*

on edge: *Bov.*

in typhus: *Mur-ac.*, *sulph.*

large aphthae: *Jug-c.*

mercurial aphthae: *Agar.*, *sars.*

in patches: *Phos.*

spots, in: *Sul-ac.*

tip : *Agar.*, *bry.*, *ham.*, *lach.*

sore points: *Thuj.*

with thick yellowish white scabs, very painful

forming ulcers in diphtheria: *Merc-cy.*

small dirty yellow in incipient tuberculosis: *Agar.*,

*iod.*, *sulph.*

in stomatitis: *Sulph.*

tender, prevents child from nursing: **Bor.**, *cean.*

*merc.*, *nux-v.*, *sulph.*, *sul-ac.*

near tip: *Ham.*

(Refer Ulcers and Eruption-vesicles)

### **ATROPHY** : *Mur-ac.*

making him speak in a thick hoarse voice in cancer of tongue: *Mur-ac.*

**BITING** : Absin., acet-ac., acon., agar., alum., *arn.*, ars., asar., **Bell.**, **Bufo.**, carb-ac., caust., cham., chin., cic., colch., coloc., *croc.*, dig., dios., dros., glon., hydr., hyos., dios., **Ign.**, ill., ip., jalap., lach., merl., mez., nat-c., nat-m., nit-ac., *ol-an.*, op., petr., ph-ac., puls., ran-s., sec., sep., sulph., teucr., thuj., verat., zinc.

morning: Art-v.

night in sleep: Alum., apis., cic., med., mez., ph-ac., ther., zinc.

sides, involuntarily, in sleep: Ph-ac.  
during sleep, bites tip: Med., ther.

in typhoid during sleep: **Ph-ac.**

in hysterical spasms: Cic

spasms in: Art-v., bufo., camph., caust., cocc., cupr., oena., sec., tarent., valer.

when chewing: Nit-ac.

in concussion of brain: Cic.

in convulsions: Art-v., bufo., oena., val

when neither eating nor drinking: Dios

in epilepsy: Absin., art-v., caust., op., tarent  
frequently: Thuj.

caused by shock in head: Agar.

biting when talking: Hyos.

when talking or chewing: **Ign.**

tip: Bell., puls.

biting followed by unconsciousness: Cena.

biting easily: Asar., bufo., cham., **Cic.**, **Ign.**,  
**Lach.**, nit-ac., oena., ph-ac., plb., sec., ther.,  
thuj., vip.

as if beaten: Caust., plb.

**BLEEDING** : Anan., arg-m., ars., **Arum-t.**, bell., **Bor.**, bry., bufo., cadm., calc., caps., cham., chin., chlol., clem., cocc., colch., *crot-h.*, cupr., cur., dig., guare., kali-bi., kali-chl., lac-ac., lach., lept., lyc., med., merc., mur-ac., nat-m., nat-p., nit-ac., nux-v., op., phos., plb., podo., rhus-t., sabad., sars., sec., sep., spig., spong., stram., sulph., ter., **Verat.**

tip: Lach., phos.

bloody. Anan., lach

in dysentery Lach.

blood oozes from under in purpura  
haemorrhagica: Ter.

**BLISTERS** : (Refer Eruption-vesicles)

**BLOTCHES**, under the tongue. like vegetable growths:

Ambr.

**BROAD**, seems too. *Kali-br.* **Nat-m.**, par., *podo.* plb.,

**Puls.**, vib., ziz.

full with a pasty coat in the centre: Podo.

and flat with raised almost scallop-shaped  
edges. surface rough and yellowish red  
underneath, fur being thin in dyspepsia: *Kali-br.*

**BURNS** of Tongue and lips: Ham.

**CANCER** : *Alumn.*, *apis.*, *ars*, *aur.*, *aur-m.*, *aur-m-n.*,

*benz-ac.*, *calc.*, *carb-an.*, *caust.*, *con.*, *cro-t-h.*,

*cund.*, *gal-ac*, *hoang-n*, *hydr.*, *kali-chl.*, *kali-cy.*,

*kali-i.*, *lach.*, *mur-ac.* *nit-ac.*, *phos.*, *phyt.*, *semp-t.*,

*sep.*, *sil.*, *sulph.*, *thuj.*, *vib-pr.*

epithelioma: *Ars.*, *carb-ac.*, *chr-ac.*, **Hydr.**,

hard somewhat elastic in places, with

hypertrophy: *Kali-m.*

with tendency to haemorrhage: *Crot-h.*

painful: *Cit-l.*

hard indurated, warty, ulcerated growth on left

side of the tongue with fissures, speaking and

expectoration difficult: *Mur-ac.*

scirrhous carcinoma. Alum.

swelling with scirrhous like hardness after biting

tongue in sleep: *Aur-m.*

**CLEAN**: *Ars.*, *aeth.*, **Asar.**, *bism.*, *chin.*, **Cina.**, *cocc.*,

**Cory.**, *elaps.*, *dig.*, *hyos.*, **Ip.**, *ign.*, *mag-p.*, *nat-m.*,

*nit-ac.*, *oena.*, **Pyrog.**, **Rhus-t.**, *sep.*, *sec.*, *sulph.*,

**ZINC.**

with bitter taste. *Chin-s.*

in old women: *Carb-v*

in acute Bright's disease: *Apis*.  
 in cholera: *Phos*  
 in gastralgia: *Mag-p*  
 in typhoid: *Cocc. dulc*  
 in young leprous girl: *Agar*.  
 with headache and constipation: *Nat-m*  
 with nausea from smelling food: *Dig*.  
 shiny appearance: *Nat-m*  
 at menstrual n̄sus, foul after flow ceases: *Sep*  
 or yellow in first stage of typhoid: *Gels*.  
 except slight coating of slime on back part:  
     *Alum*.  
 clean, slight coated posteriorly: *Nux-v*.  
 on tip and edges with induration of liver:  
     *Mag-m*  
 with dry and red tip: *Sec*  
 pointed and trembling in cerebral disease:  
     *Cimic*. (Refer Smooth).

**COATED (Furred):** *Acon.*, *agar.*, *alum.*; *ambr.*; *am-c.*,  
*ang.*, ***Ant-c.***, ***Ant-t.***, *apoc.*, *arg-n.*, ***Am.***, *ars.*, *ars-h.*,  
*ars-m.*, *ars-s-f.*, *asar.*, *atrop-s.*, *aur-m-n.*, *bar-c.*,  
***Bapt.***, ***Bell.***, *bism.*, *bor.*, *bov.*, ***Bry.***, *calc.*, *cann-s.*,  
*canth.*, *caps.*, *carb-v*, ***Card-m.***, *caust.*, ***Cham.***,  
*chel.*, ***Chin.***, *chin-a.*, *chin-s.*, *cic.*, *cimx.*, *cina.*,  
*coca.*, *cocc.*, *colch.*, *coloc.*, *croc*, *cupr.*, *cycl.*, *cub.*,  
***Dig.***, *dulc.*, *euph.*, *ferr-p.*, *gels.*, *graph.*, *guai.*, *hep.*,  
*hyos.*, ***Ign.***, *iod.*, ***Ip.***, *kali-bi.*, *kali-n.*, *lach.*, *laur.*, *lyc.*,  
*mag-c.*, *mag-m.*, ***Merc.***, *merc-sul*, *mill*, *mez.*,  
*mur-ac.*, *myric.*, *nat-a.*, *nat-c* ***Nat-m.***, *nit-ac*.  
*nux-m.*, ***Nux-v.***, *olnd.*, *osm.*, *par.*, *petr.* ***Phos.***,  
*ph-ac.*, *phyt.* ***Pib.***, *podo.*, *polyp.*, *puls.*, *ran-b.*,  
*ran-s.*, *rheum.*, ***Rhus-t.***, *rob.*, *ruta.*, *rumx*, ***Sabad.***,  
*sabin.*, *sars.*, *sec.*, *sel.*, *seneg.* ***Sep.***, ***Sil.***, *spig.*,  
*stann.*, *staph.*, *stram.*, *stront.*, ***Sulph.***, *tarax.*,  
*tarent.*, *thuj.*, *vac.*, ***Verat.***, *verb.*, *viol-t.*, *zinc*.

in morning: *All-c.*, *still.*, *sulph.*

in afternoon: *Bism.*

at back: *Bell.*

in pining boys: *Aur.*

in cardialgia: *Stram.*  
 in cholera infantum: *Verat.*  
 with clammy greasy sensation in mouth: *Ir-fl.*  
 (Refer Root also)  
 after catarrh, in pneumonia: *Puls.*  
 in centre, metrorrhagia: *Croc.*  
 in cholera: *Ir-fl.*  
 in colic: *Op.*  
 in habitual constipation: *Kali-s.*  
 deeply coated: *Chlol.*  
     in typhus: *Bapt.*  
     in diarrhoea and catarrh of stomach: *Dulc.*  
 after diarrhoea: *Kali-m.*,  
 in diphtheria: *Kali-per.*, **Phyt.**  
 and dry in endocarditis: *Aur-m.*  
 in dysentery: *Merc.*, *trom.*  
 with clean edges in dyspepsia: *Arg-n.*  
 at edges in typhoid: **Mur-ac.**  
 on edges only with mucous stripes, in  
     neuropathies: *Kali-ar.*  
 in erysipelas: **Apis.**  
 in fever: *Acon*  
 during fever: *Guare.*  
 during apyrexia, in quartan, ague. *Ip.*  
 in typhoid: *Phos.*  
 flocculent, tough: *Ant-t.*  
 like fur: *Phos.*  
 as if covered with fur especially in morning  
     **Merc.**  
 with gastric affection: *Ang*, *colch*  
 with glandular swelling: *Bar-m*  
 in grippe. *Merc-i-r.*  
 in haemorrhoids: *Aesc.*  
 heavily coated: **Bry.**, *dios*, *ferr-m*, **Puls.**, still  
     on back, in affection of brain *Glon*  
     in diphtheria: *Lac-c.*  
     with soreness of mouth and pharynx: *Phos*  
     worse from tea: *Sel.*  
 in sick headache: *Lept.*  
 with hiccoughs since two years, almost uninter-

rupted 18 to 20 times a minute: *Nicc.*  
in hysteria: *Lyc.*  
with flatulent indigestion: *Lyc.*  
in insanity: *Nux-v.*  
in intussusception: *Plb.*  
in liver disorders: *Podb.*  
in acute mania after melancholia: *Gels.*  
in middle, edges red: *Ip.*  
only in middle: *Phos.*  
    red at tip and sides: *Ziz.*  
and moist in pneumonia: *Puls.*  
in phthisis: *Ars-i.*  
in pneumonia: *Chel.*  
at root, worse in morning: *Calc-p.*  
more towards root: *Chim.*  
    with deep fur: *Nux-v.*  
    in brain disease: *Zinc.*  
on one side: *Daph.*  
on each side, red streak in centre in biliary colic:  
    *Ir-fl.\**  
sides, red streak down middle and redness of  
    tip: *Ars.*  
slightly: *Gels.*, *lyss.*, *senec.*, *tarent.*  
    in colic: *Mag-p.*  
    in typhus: *Gels.*  
    in sunstroke: *Glon.*  
    in syphilis: *Phyt.*  
thickly coated: *Asc-t.*, *canth.*, *gels.*, *guai.*, *iod.*,  
    *lyss.*, ***Merc.***, *nat-c.*, ***Rhus-t.***, *valer.*  
on back part: *Cupr-ar.*, *phyt.*  
    in diphtheria: *Merc-i-f.*  
black streak down centre in hepatic disease:  
    *Lept.*  
in cholera: *Asar.*  
with cough: *Chin.*  
in diphtheria: *Chin-a.*, *merc-i-r.*  
in dysmenorrhoea: *Ust.*  
red edges: *Ars.*  
in apyrexia: ***Ant-c.***



in typhus: *Bapt.*, **Bry.**, *carb-v.*, *rhus-t.*  
with giddiness: *Sabad.*  
in jaundice: *Iod.*, **Merc.**, *myric.*, *nux-v.*  
in morning with bad taste: *Med.*  
with tip and edges clean, in cephalgia:

**Mag-m.**

thinly coated: *Ars-h.*, *kali-m.*

in morning: *Nat-p.*

velvety coating: *Benz-ac.*

in worms: *Fil.*

(Refer Discoloration, Sordes, Mucous)

**CORRUGATED** : *Nat-a.*

**CRACKED**, fissured: **All.**, *anan.*, *apis.*, **Ars.**, **Ars-i.**,  
**Arum-t.**, *arund.*, *aur.*, *atro.*, *bar-c.*, *bar-m.*, *bapt.*,  
*bell.*, *benz-ac.*, *bor.*, *bor-ac.*, *bry.*, *bufo.*, *calad.*,  
*calc.*, *calc-p.*, *calc-s.*, *camph.*, *carb-ac.*, *carb-s.*,  
*carb-v.*, *cham.*, *chel.*, *chin.*, *chin-a.*, *cic.*, *clem.*,  
*cob.*, *crot-h.*, *cupr.*, *cur.*, **Fl-ac.**, *hell.*, **Hyos.**, *iod.*,  
*kali-bi.*, *lach.*, *leon.*, *lyc.*, *mag-m.*, *merc.*, *mez.*,  
*mur-ac.*, *nat-a.*, *nat-m.*, **Nit-ac.**, *nux-v.*, *ph-ac.*,  
**Phos.**, *phyt.*, *plat.*, *plb.*, *plb-a.*, *podo.*, *puls.*,  
*pyrog.*, *ran-s.*, *raph.*, **Rhus-t.**, *rhus-v.*, *sacc.*, *sec.*,  
*semp-t.*, *sin-n.*, **Spig.**, *stram.*, *sulph.*, *tub.*, *verat.*,  
*zinc.*

with aphthae: **Bor.**

and bleeding, at tip: *Lach.*

in bilious fever: *Crot-h.*

gape and bleed in typhoid: **Rhus-t.**

in burns: *Calen.*

deep: *Benz-ac.*, *fl-ac.*, *kali-i.*

in dysentery: **Phos.**

feeling as if it would crack if not moistened:

*Pic-ac.*

in influenza or pneumonia: *Chel.*

rhagades with violent burning: *Mag-m.*

furrowed in rheumatism: *Lyc.*

in typhus: *Ars.*, *apis.*, *atro.*, *bapt.*

in typhoid: *Phos.*, *zinc.*



**NIT-AC.**

Fissured tongue — Patient had fissure in  
ano. > with Nit-ac.

---

TONGUE THAT DOES NOT LIE

---

**CARB-V.**

A case of Fallot's tetralogy, > Carb-v. Dyspnoea on exertion with profuse perspiration fanning. Details given in 'A Text-book of Homoeopathic Therapeutics — Vol. II

---

**TONGUE THAT DOES NOT LIE**

---

painful after typhoid, blandest food causes  
intolerable biting pain: *Merc.*

in yellow fever: *Verat.*

in scarlatina: *Apis., nit-ac.*

in tobacco poisoning: *Nux-v.*

lengthwise: *Merc., pip-m.*

in upper part: *Merc.*

anterior part: *Nat-a.*

in centre: *Bapt., bufo., cob., cub., lept., mez.,  
nit-ac., raph., rhus-t., rhus-v., sin-n.*

across: *Cob.*

down median line: *Sin-n.*

two deep cracks running lengthwise  
parallel to median line: *Syph.*

edges: *Anan., clem., ferr-p., lach., nux-v., thuj.*

left: *Bar-c.*

painful with hard margins: *Clem.*

in typhoid: *Nux-v.*

with smarting and aching sore mouth in  
nursing women: *Lach.*

in all direction: **Fl-ac., Nit-ac.**

with phagademic looking ulcer in centre:  
*Fl-ac.,*

tip: *Lach.* (Refer Bleeding and Dry)

**CYANOSIS** : *Acon., agar., alum., am-c., ang., anthr.,  
ant-a., ant-c., ant-t., arg-n., arn., ars., asaf., asar.,  
aur., bar-c., bell., benz-n., bism., bry., calc.,  
Camph., carb-an., Carb-v., caust., cedr., cham.,  
chel., chin., chin-a., cic., cina., cocc., con., crot-h.,  
Cupr., Dig., dros., ferr., glon., hep., hyos., hydr-ac.,  
ign., iod., ip., kali-c., kali-chl., Lach., Laur., led.,  
lyc., mang., merc., merc-c., merc-cy., mez.,  
mosch., mur-ac., naja., nat-m., nat-n., nit-ac.,  
nux-m., nux-v., Op., ox-ac., ph-ac., phos., phyt.,  
pilo., plb., psor., puls., ran-b., rhus-t., ruta., sabad.,  
samb., sars., sec., seneg., sil., spong., staph.,  
stram., sulph., sul-ac., tab., thuj., Verat., verat-v.,  
xan., zinc.*

in angina pectoris: *Chin-a.*

during fit of asthma: *Ip.*

in bronchitis: *Lob.*

with spasms of chest: *Ip.*

in cholera: *Arg-n., cupr., cupr-a., op., sin-n., verat.*

in convulsions: *Cupr., verat.*

in diphtheria: *Naja.*

with dyspnoea: *Ip.*

with emphysema: *Lob.*

increased by little exercise: *Laur.*

with fainting: *Dig.*

in yellow fever: *Carb-v.*

at beginning of spotted fever: *Am-c.*

from non-closure of foramen ovale: *Dig.*

with gasping: **Laur.**

dilatation of heart: *Ant-t.*

in hydrothorax: *Lach.*

in infants (morbus coeruleus): *Arn., ars., bor., cact., camph., carb-v., chin., Dig., Lach., Laur., naja., op., phos., psor., rhus-t., sec., sulph.*

sudden on sitting down (heart affection): *Lyc.*

**DARK** : *Bell., mur-ac., phos., sul-ac., verat-v.*

with cough: *Bapt.*

centre: *Arn., bapt.*

dark streak in centre, typhoid tongue: *Arn., bapt. mur-ac.*

(Refer Black)

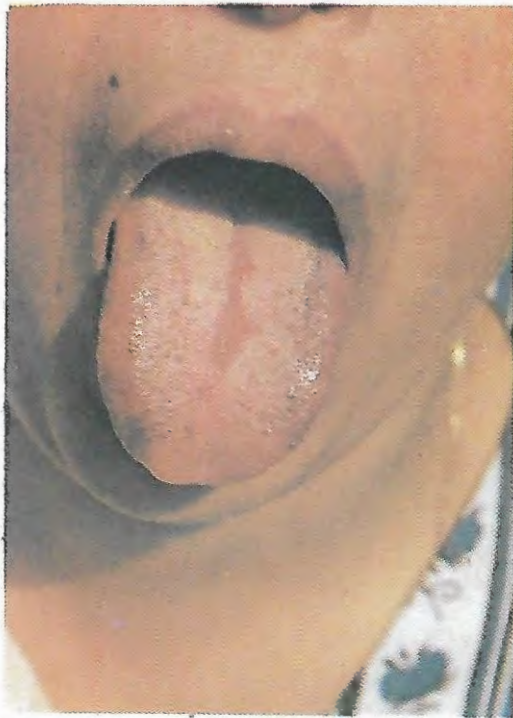
**DENUDED** spots: *Ran-s.*

**DEVELOPMENT IMPERFECT** tongue, small: *Cupr-s.*

tongue-tie: *Syph.* and antisyphilitic remedies.

## **DISCOLORATION**

black: *Aeth., arg-n., ars., ars-h., bapt., bar-c., bry., bufo., cadm., camph., carb-ac., Carb-v., Chin., chin-a., chlol., chlor., cupr., elaps., hippoz., hyos., kali-c., lach., lyc., lept., Merc., merc-c., merc-cy., merc-d., merc-sul., merc-v., nux-v., op., Phos., plb., sec., sin-n., stram., rhus-t., vario., verat., vip.*



**TUB.**

Allergic rhinitis with F/H of Tuberculosis. Note bluish-black pigmentation for which also Tub. is found to be a useful remedy.

---

**TONGUE THAT DOES NOT LIE**

---

**POSTERIOR YELLOW COATING**

Plate-- VIII



**NUX-V.**

Posterior coating of tongue — Headache following loss of sleep and associated with nausea in the evening > by Nux-v.

---

**TONGUE THAT DOES NOT LIE**

---

bluish-black: *Alum.*, *lach.*, *lyc.*, *merc.*, *phos.*

centre: *Chlol.*, *lept.*, *merc.*, **Phos.**, *sec.*

streak like ink: *Chlol.*, *lept.*

in potter's colic: *Alum.*

in constipation (scarlatina): *Lach.*

cracked and black: *Lyc.*

crusts: *Phos.*

in diphtheria: *Merc-cy.*

dry, black and cracked: *Ars.*, *lach.*, **Lyc.**,

*merc.*, *merc-sul.*, *verat.*

in dysentery: *Lach.*

posterior part: *Verat.*

purple black: *Op.*

in typhus: *Arg-n.*, *arn.*, *hyos.*

in typhoid: *Nux-v.*

in yellow fever: *Ars.*, *Cadm.*, **Carb-v.**

along medial line: *Chlol.*, *Phos*

with red edges: **Merc.**, *nux-v.*

in scarlatina: *Carb-ac.*

in scarlet fever during desquamating stage:

*Kali-c.*

sooty black: *Chlor.*, *hippoz.*

sticky, black coating in typhus: *Ars*

blue: *Agar.*, **Ant-t.**, *arg-m.*, **Ars.**, *benz-ac.*, *bufo.*,

*carb-v.*, *colch.*, *cupr-s.*, **Dig.**, **Gymn.**, *iris.*

*merc-cy.*, **Morph.**, *mur-ac.*, *op.*, *plat.*, *podo.*,

*sabad.*, *sec.*, *spig.*, *tab.*, *thuj.*, **Verat.**, *vip*

in cancer of tongue: *Mur-ac.*

in cholera: *Iris.*

in cyanosis: *Dig.*, *podo.*

in dysentery: **Ars.**

lead coloured: *Ars.*, *carb-v.*

in spots: *Arg-n.*, *sars.*

in typhus: *Agar.*

bluish black: *Bufo.*

bluish white: *Ars-h.*, *gymn.*

bluish livid pale: *Ars.*, *cupr-s.*, **Dig.**, **Gymn.**,

*merc-cy.*, **Morph.**, *op.*, *mur-ac.*, **Sec.**,

**Vario.**, *vip.*

(Refer Purple)



**brown:** *Acon.*, *aesc.*, **Ail.**, *am-c.*, *ant-t.*, *anthr.*,  
*apis.*, *arn.*, **Ars.**, *ars-j.*, *atro.*, *aur.*, **Bapt.**, *bell.*,  
**Bry.**, *cadm.*, *carb-ac.*, *carb-v.*, *chel.*, *chin.*,  
**Chin-a.**, *coc-c.*, *colch.*, *crot-h.*, *cupr.*, *cupr-ar.*,  
*dig.*, *dios.*, *dor.*, *echin.*, *elat.*, *gels.*, *gln.*, *gauj.*,  
*hep.*, **Hyos.**, *iod.*, *kali-bi.*, *kali-br.*, **Kali-p.**, *lac-c.*,  
**Lach.**, *lyc.*, *med.*, *merc.*, *merc-cy.*, *merc-i-f.*,  
*morph.*, *mur-ac.*, *myric.*, *nat-s.*, *nux-v.*, *op.*,  
*ox-ac.*, *ph-ac.*, **Phos.**, *phyt.*, **Plb.**, *ptel.*, *pyrog.*,  
**Rhus-t.**, *rumx.*, *sabad.*, *sabin.*, **Sec.**, *sep.*, *sil.*,  
*spig.*, *spong.*, *sulph.*, *tarent.*, *ter.*, *verat.*, *verb.*,  
*vip.*

morning: *Bapt.*, **Rhus-t.**

in dyspepsia after typhus: *Bapt.*

brownish black in typhus: *Ars.*

centre: *Arn.*, *ars.*, *bapt.*, *bry.*, *canth.*, *colch.*,  
*crot-h.*, *eup-pur.*, *hyos.*, *iod.*, *lac-c.*, *nat-p.*,  
*phos.*, *plb.*, *pyrog.*, *vib.*

morning, on rising: *Rhus-t.*

sides moist: *Apis.*

white: *Arn.*, *nat-p.*

centre and white at edges: *Iod.*

down the centre: *Bapt.*, *eup-per.*, *plb.*, *vib.*

in chorea: *Cupr.*

in consumption: *Guai.*

in puerperal convulsions: *Nux-v.*, *crot-t.*

dark brown: *Bry.*, *carb-ac.*, *crot-h.*, *dor.*

centre: *Nat-p.*

and dry in typhus: *Bapt.*

at root in measles: *Lach.*

dark sordes in autumnal remittent fever:

*Carb-ac.*

dark brown down the centre in bilious

fever: *Crot-t.*

in delirium: *Phos.*

in diarrhoea: *Bry.*

in diphtheria: *Chin-a.*

dirty brown at sides and centre red and irritable

looking (stomacace): *Kali-bi.*

dirty brown: *Elat.*

dry and brown: *Ars. All., Ant-t., bell., bry., bapt., cact., cocc., hyos., kali-p., Lach., plb., spong., sulph., Rhus-t., tart-ac., vip.*

▼ thick, brown: *Anthr.*

towards base in hydrocephalus: *Dig.*

in dysentery: *Ars., ham.*

brown like earth: *Ip*

in typhus: *Nux-v., chlor.*

in typhoid: *Bapt., iris., phos., zinc*

in yellow fever: *Sulph., verat.*

brown but greenish at root: *Nat-s*

in influenza: *Chel.*

brown, thick leather like in senile hypertrophy and induration of prostate with stricture of urethra: *Iod.*

brown with mucus: **Rhus-t., sil.**

except on edges, morning on rising. *Rhus-t* here and there mucus in scarlet fever. *Sulph.*

like stale liquid mustard: *Kali-p.*

with intestinal disturbance: *Colch.*

mucus tenacious in typhoid fever: **Rhus-t.**

mucus yellowish: *Carb-v.*

in pneumonia: *Ant-t., chel., lyc.*

in catarrhal pneumonia: *Hyos.*

brown with red edges: *Sep*

red tip and edges: *Lyc., rhus-t.*

brown with red tip and margins in pneumonia: *Lyc.*

reddish brown: *Rumx., sul-ac., zinc.*

in typhoid: *Zinc.*

at root with flat nauseous taste: *Verb*

sides, brown: *Kali-br*

in scarlatina: *Phyt.*

brown streak down the middle with moist sides in typhoid: *Apis.*

with tenacious substance: *Sec.*

brown and thickly furred: *Aurant., bapt., colch., gels., med., podo.*

in catarrh of bladder: *Uva.*

in gastric disturbances: *Verat.*

in tertian ague: *Lach*  
 in ulcerated throat: *Lyc.*  
 brown at tip with elevated red papillae in  
 scarlatina: *Merc*  
 with waterbrash: *Sil.*  
 brownish white: *Sarr.*  
 yellowish brown: *Ant-t., bapt., brom., carb-v.,*  
*cina., crot-h., dios., merc-i-f., rumx., verb.,*  
*verat.*  
 with shining edges: *Bapt.*  
 in diphtheria or typhus: *Bapt.*  
 in remittent fever: *Crot-h.*  
 in bilious typhoid: *Stram.*  
 in vomiting during pregnancy: *Merc-i-f.*  
 and dry in typhoid and pneumonia: *Lachn.*  
 thick yellowish brown at root: *Kali-bi.*  
 in chronic vomiting: *Ip.*  
dirty: **Acon.,** all-c., **Ant-c.,** anthro., arg-n., arn.,  
 bry., calc., *camph.,* carb-v., cean., **Chin.,** croc.,  
 hyper., *kali-chl.,* lac-c., lyc., merc-i-f., **Nat-s.,**  
 olean., syph., zinc.  
 in angina: *Kali-m.*  
 dirty crust in typhus: *Carb-v*  
 in typhus with suppression of urine: *Camph.*  
 in affections of liver: *Mag-m.*  
 in metrorrhagia: *Croc.*  
 in pneumonia: *Calc.*  
 on root: **Nat-s.**  
 centre to root: *Lac-c.*  
 dirty thick coating: **Chin.,** valer.  
 in typhoid : *Merc.*  
 on root of tongue: **Nat-s.**  
gray: *Ambr.,* anan., ant-t., arg-n., ars., ars-h., bell.,  
 bry., *chel.,* cupr., cupr-ac., ferr., kali-c., lac-c.,  
*merc-cy.,* ph-ac., phos., phyt., puls.  
 centre: *Phos.*  
 with pale grayish complexion: *Kali-c.*  
 dirty gray:  
 in diphtheria: *Merc-sul.*

in dyspepsia: *Kali-c.*  
with ear ache: *Kali-m.*  
gray with greenish at root: **Nat-s.**  
with sick headache: *Kali-c.*  
gray patches on edges and thin dirty yellow  
coating on upper surface: *Merc-v.*  
grayish yellow: *Ambr.*, phyt.  
whitish gray: *Kali-c.*, ph-ac.  
having an underlying-bluish look: *Lac-c.*  
with stuffy cold in head: *Kali-m.*  
(Refer Dirty)

**green:** *Ars-m.*, calc-caust., cupr., guare., **Mag-c.**,  
**mag-m.**, **Nat-s.**, nit-ac., plb., plb-ac., rhod.

with malarial symptoms: *Nat-s.*

with ptyalism: *Nit-ac.*

greenish brown: *Nat-s.*

greenish gray: **Nat-s.**

greenish yellow: *Calc-caust.*, gaure., kali-p.,  
merc-sul.

leather, looks like burnt: *Hyos.*

leathery: (Refer Dry)

pale: *Agar.*, ail., ant-t., ars., chel., ferr., hydr., ip.,  
kali-br., kali-c., kreos., lyss., **Merc.**, nat-c.,  
nat-m., phos., ph-ac., raph., sec., sep., verat.,  
xan.

and flabby: *Acet-ac.*

edges: *Chin-s.*

in anasarca: *Ars.*

in cardialgia: *Stram.*

in intestinal catarrh: *Chel.*

in cholera: *Ant.t.*, cupr., verat.

in chlorosis: *Ferr.*

in dyspepsia: *Kali-c.*

in chronic camp diarrhoea: *Lyss.*

in diphtheria of lips: *Rhus-t.*

in atonic dyspepsia: *Sep.*

in chronic passive haemorrhage from  
kidney: *Ter.*

pale and flabby: *Acet-ac.*

in phthisis florida after pneumonia: *Ferr.*

pale on margins : *Chin-s.*

in menorrhagia: *Cycl.*

pale with deep red furrow and pale red points  
in middle: *Raph.*

pale tip and edges livid in scarlatina: *Ail.*

pale at back, with dirty yellow thick coating  
extending forwards along sides: *Merc-c.*

pale with yellowish streak on base: *Merc-cy.*

purple: *Cact., hydr., kali-chl., lach., op., petr.,  
raph., stry.*

black: *Op.*

in diphtheria: *Lach.*

with deep red furrow and pale red. points in  
middle: *Raph.*

deep violet colour in epithelioma and  
hypertrophy: *Kali-m.*

(Refer Blue)

red: *Acet-ac., acon., aloe., ant-c., ant-t., Apis.,  
arg-n., Ars., arum-t., aur., aur-m., bapt., Bell.,  
bism., bor., bry., cahin., calc., calc-s., calen.,  
camph., canth., carb-ac., carb-v., cham., colch.,  
coloc., crot-c., crot-h., crot-t., cupr., cupr-ac.,  
cur., diph., elaps., ferr-p., fl-ac., gels., glon.,  
hydr., hyos., ictod., kali-bi., kali-c., lac-ac.,  
lac-c., lach., lyc., mag-m., Merc., merc-c.,  
merc-sul., mez., mur-ac., nat-a., nat-m., nat-s.,  
Nit-ac., nux-v., ox-ac., pall., Phos., poth., plb.,  
podo., pyrog., ran-s., Rhus-t., rhus-v., sang.,  
sars., spong., stann., stram., sulph., syph.,  
tarent., ter., tub., verat., verb.*

in abscess after vaccination: *Apis.*

after abortion: *Podo.*

swollen, in scarlatina: *Sulph.*

swollen and rounded, appears to fill the  
mouth and could not protrude it: *Vesp.*

swollen with great thirst in liver complaints:  
*Acon.*

at base: *Nux-v.*

brick dust coating: Anan.  
tongue too red-with blackish coating: *Merc-c.*  
red like a beet: *Nit-ac.*  
bright red: *Bell., colch., ter.*  
    in diabetes: *Nat-s.*  
    in dropsy: *Ars.*  
    in scarlet fever: *Apis., Bell., sulph.*  
cherry red: *Kali-c.*  
    in chorea: *Cupr.*  
clean as if painted: *Calc.*  
with sensitiveness to cold and warm drinks:  
    *Ziz.*  
in middle and on borders: *Sulph.*  
    6 weeks after confinement in hydrogenoid  
    constitution: *Nat-s.*  
fiery red: ***Apis., bell., canth., calc-s.***  
    in facial erysipelas: *Canth.*  
    in cardialgia: *Mag-m.*  
    tip: *Fl-ac., phyt.*  
glistening (See smooth): *Apis., com., crot-t.,*  
    *glon., Kali-bl., lach., phos., ter.*  
red, shiny, glossy as if varnished: *Canth.,*  
    *jab., Nit-ac., Pyrog., Rhus-t.*  
    first half shining and posterior covered  
    with deep fur: *Nux-v.*  
    in nervous headache: *Plat.*  
spots: *Apis., manc., merc., raph., ran-s.,*  
    *tarax., ter., verat.*  
    dark red spots with burning: *Merc.*  
    dark red spots  
        during menses: *Merc.*  
        in stomatitis: *Ter.*  
        in streak: *Ant-t.*  
streaks: *Ant-t., arg-m.*  
stripe down centre: *Ant-t., arg-m., arg-n., ars.,*  
    *bell., Caust., cham., crot-t., kali-bl.,*  
    *merc-c., osm., pall., ph-ac., phos., rhus-v.,*  
    *sang., tub., verat., Verat-v.*  
sore: *Osm.*

brown edges with red stripe three quarters  
 of an inch wide, in phlegmonous  
 erysipelas: *Verat-v*  
 in burns: *Calen*.  
 and wide and broader towards point: **Bell., Calad.**  
 in pneumonia. *Verat*.  
 and white at sides in tertian intermittent:  
*Cham*.  
 with yellow edges:  
 in phlegmonous erysipelas of scalp:  
*Verat-v*.  
 in morning: *Pall*.  
 in melancholy: *Aur*.  
 pale streak: *Stram*.  
 like a piece of red leather: *Ars.*,  
 seamed with a deep red line: *Calc-s*.  
 in lysophobia: *Lyss*.  
 in measles: **Acon**.  
 anterior half: *Lach*.  
 centre: *Ant-t., ars., bapt., cham., kali-bi., phos.,*  
*rhus-t., sulph., Verat-v*.  
 edges: *Acon., amyg-per., ant-c., ant-t., Ars.,*  
*bapt., bar-c., bell., bry., canth., carb-an.,*  
*card-m., Chel., colch., conv., cop., crot-h.,*  
*cupr., fl-ac., gels., helon., hydr., iris., kali-bi.,*  
*kali-p., lac-c., lacn., lyss., Merc., merc-c.,*  
*merc-cy., merc-i-f., mur-ac., nit-ac., nux-v.,*  
*op., ox-ac., phos., plb., podo., poth., raph.,*  
*rhus-t., rhus-v., ruta., stram., sec., sep.,*  
**Sulph.,** *sul-ac. verat-v., vip.*  
 tip and palate scarlet, violet in middle: *Morph*.  
 in apyrexia: *Ant-c*.  
 with white centre: *Bell., rhus-t., gels*.  
 and dry: **Ars., canth., Chel., plb.**  
 bright red in typhoid fever: *Phos*.  
 dark red in bilious fever: *Crot-h*.  
 light red: *Bell*.  
 light red edges and tip: *Chel*.  
 red at edges and dry tip with heavily coated  
 in centre: *Stram*.

red edges in typhoid: *Iris.*, *nux-v.*  
 with smarting and aching sore mouth of  
 nursing women: *Lach*  
 with full of painful ulcers. *Kali-bi.*  
 in erysipelas: *Rhus-t.*  
 in typhus: *Bapt.*, *ars.*, *carb-v.*, *phos*  
 in gastralgia: *Sulph.*  
 in chronic gastritis: *Plb.*  
 tip: *Amyg-per*, *ant-t.*, *apis.*, **Arg.**, **Arg-n.**, *bell.*,  
*card-m.*, *chel.*, *chin-a.*, *com.*, *conv.*, *crot-h.*,  
*cycl.*, *eupi.*, *ferr.*, *fl-ac.*, *helon.*, *hipp.*, *lach.*,  
*lyc.*, *merc-c.*, *merc-i-f.*, *mez.*, *morph.*, *nit-ac.*,  
*oena.*, *op.*, *ox-ac.*, **Phyt.**, *plb.*, *poth.*, **Rhus-t.**,  
**Rhus-v.**, *rob.*, *sars.*, *sec.*, *stram.*, **Sulph.**,  
*sul-ac.*, *sul-i.*, *thuj.*, *verat-v.*, *vip.*  
 painful: *Arg-n.*, *cycl.*  
 triangular: **Rhus-t.**  
 in albuminuria: *Apis.*  
 with brown centre: *Lach.*  
 but heavily coated at back in typhoid: *Ter*  
 dark red in diphtheria: *Merc-cy*  
 tip and edges red:  
     but centre coated: *Sec.*  
     but yellow centre: *Fl-ac*  
     but white centre: *Helon.*  
     in gonorrhoea: **Tarent.**  
 in intermittent: *Aran.*  
 fiery red tip: *Phyt.*  
 with red points and root yellow in  
 consumption: *Kali-bi.*  
 red tip which is small with burning blister  
 impeding speech and chewing: *Cycl.*  
 red tip with vesicles associated with  
 affections of mucous membranes  
 elsewhere: *Rhus-v.*  
 with posterior white: *Sars.*  
 reddish blue. *Ars.*, *raph.*  
 dark red: *Elaps.*, *hydr.*, *nux-v.*  
 in diphtheria: *Merc-cy.*



deep red: Elaps., cur., nat-a.

in scarlatina: **Apis.**

with velvety look in typhus: *Nit-ac.*

in diabetes: Kali-br., uran.

in diarrhoea: Bry.

with mucopurulent diarrhoea: Kali-br.

bright red dorsum with a network of dilated  
congested veins: Puls.

on sides and coated in centre: Lyss.

as if it had been skinned: **Rhus-t.**

dry and red: *Gels., lyc., merc.*

in cystitis: Acon.

initially dry and red, later brown: Kali-br.

in middle: Ant-t., *rhus-t.*

in diphtheria: Lac-c.

in dysentery: Phos.

in dyspepsia: Nux-v.

in atonic dyspepsia: Crot-h.

in pneumonia: Lyc.

yellowish red: Lach.

yellow down centre in induration of uterus:

*Carb-ac.*

in typhoid: Lach.

red tongue with yellow coating in typhoid:

Puls.

papillae: red tongue with prominent papillae:

**Ant-t., arg-n., Ars., bell., kali-br., lyc., Mez.,**  
*nux-m., petr., ter.*

red papillae here and there: *Carb-ac.*

in polydipsia: *Camph.*

in threatened phthisis: Tub.

raw and red tongue:

in gastromalacia: Calc.

in scarlatina: Arum-t., lach.

(Refer Inflamed)

white: *Acon., aesc., agar., agn., ail., all-s., alum.,*  
*ambr., am-c., am-m., anac., ang., Ant-c.,*  
*ant-t., apis., arg-n., arn., Ars., ars-h., ars-i.,*  
*ars-m., asaf., asar., asc-s., atro., aur-m-n.,*  
*bapt., bar-c., bar-m., Bell., berb., bism., bol.,*

bor., bov., **Bry.**, cact., cahin., **Calc.**, calc-p.,  
cann-s., carb-ac., carb-s., carb-v., card-m.,  
caul., caust., cham., chel., chin., chin-a.,  
chin-s., cic., cimx., cina., cinnb., clem., cob.,  
cocc., coch., colch., coll., coloc., cop., coc-c.,  
cor-r., com., croc., crot-t., cub., cupr., cupr-ar.,  
cupr-s., cycl., dig., dios., echi., elaps., euph.,  
eup-per., ferr., ferr-ar., ferr-p., fl-ac., gels., glon.;  
gnaph., graph., guai., ham., hedeom.,  
hell., hydr-ac., hydr., **Hyos.**, hyper., ign., iod.,  
ip., iris., jug-r., kali-ar., **Kali-bi.**, kali-br., kali-c.,  
kali-chl., kali-i., kali-n., kali-p., kalm., kreos.,  
lac-ac., lac-c., lach., lact., laur., lec., lyc.,  
mag-c., mag-m., manc., mang., **Merc.**,  
merc-c., merc-i-f., merc-sul., mez., mur-ac.,  
naja., nat-a., nat-c., nat-m., nat-s., **Nit-ac.**;  
nuph., nux-m., nux-v., olnd., op., ox-ac., par.,  
petr., ph-ác., phos., phyt., plb., podo., polyp.,  
psor., ptel., **Puls.**, ran-b., ran-s., raph., rhus-t.,  
rumx., sabad., sabin., sang., sars., sel.,  
seneg., sep., sil., **Spig.**, stann., still., **Sulph.**,  
sul-ac., syph., **Tarax.**, tell., verat., verat-v.,  
verb., vib., viol-t., zinc., ziz.

morning: Agar., benz-ac., calc-p., **Chin.**,  
cinnb., dig., echi., elaps., nell., mag-m.,  
nit-ac., **Puls.**, ran-s., sel., seneg.

evening: Bism.

in abscess of left arm: Sil.

in afternoon: Bism.

as in aphthae: Manc.

with good appetite: Arn.

with loss of appetite and constipation: Coll.

white, clammy, fur can be pulled out in  
strings: Bell

white coating which is better after breakfast.  
Croc.

in bronchial or vesical catarrh. Cop.

border moist and red Vip.

white coating later brown crusts in typhus:  
Apis

later brownish: Apoc.  
     in catarrh of chest: *Apis*  
     in intestinal catarrh: *Chei*  
     in catarrh of stomach: *Sep*  
 white as chalk: **Ars.**, *merc.*, *pnos*  
 cheesy: *Lac-c.*, *merc-i-f.*  
 white as from cheese without taste: *Zinc*  
     in cholerrine: *Asar*  
     in cholera: *Ph-ac.*  
     in cholera morbus: *Puls.*  
     in chorea: *Asaf.*, *cupr.*, *nat-m*  
 white and cold: *Calc.*  
     in colic: *Pib.*  
     caused by congestion: *Kali-m*  
     in coryza after mercury: **Kali-i.**  
     with cough in consumption: *Kali-m*  
 creamy white: *Merc-c.*  
     at back in morning: *Nat-p.*  
 curdy coating,  
     in gastric derangements: *Nat-s.*  
     in deafness: *Kali-m.*  
     in delirium tremens: **Stram.**, *zinc*  
     in diabetes: *Helon*, *uran.*  
     in chronic diarrhoea: *Apis*  
     in diphtheria: *Bapt.*  
 dirty. *Cahn.*, *caïn.*, *chin.*, *dig.*, *nat-p.*, *olnd.*  
     *podo.*, *rhus-t.*  
     with elevated papillae: *Olnd.*  
     dry and burning *Chin.*  
     in the middle: *Sin-n.*  
     in scarlatina: *Dig*  
     in post-scarlatinal dropsy *Ter*  
 dry      in ascites: *Fl-ac*  
     burning, pricking: *Acon.*  
     on edges in typhoid: *Cocc.*  
     and inflamed: *Apis*  
     in affection of liver with dropsy: *Fl-ac.*  
     with dry mouth: *Olnd.*  
     raw and sore: *Calc*  
     smarting: *Arn.*, *colch.*



**RHUS-T.**

Red triangular tip of tongue — Patient suffering from rheumatoid arthritis. > with Rhus-t. Patient required nosodes for complete cure.

---

**TONGUE THAT DOES NOT LIE**

---

**THRUSH (Before)**

Plate—X



**BOR. → NUX-V.**

A child with thrush infection with loose stools having fear of downward motion. Bor. helped. Later exhibited symptoms of Nux-v. like ineffectual urge for stool, irritability of mind etc. Nux-v. completed the cure.

---

**TONGUE THAT DOES NOT LIE**

---

THRUSH (After)

Plate—XI



BOR. → NUX-V.

---

TONGUE THAT DOES NOT LIE

---

**PULS.**

A female aged 28 yrs. suffering from asthmatic bronchitis. < change of season with other general symptoms of Puls. was benefitted with the remedy. Note above description is not given in the books.

---

**TONGUE THAT DOES NOT LIE**

---

dry thick coating: *Bry.*  
 in dysentery: *Merc-c.*  
 in chronic dysentery: *Nux-v*  
 in dyspepsia: *Chel.*, *kali-br.*  
 with ear-ache: *Kali-m.*  
 on edges: *Kali-s.*  
 excepting edges which are red: *Bry.*, *lac-c.*  
 in typhus: *Bapt.*  
 in young girls: *Bar-c.*  
 at edges, centre and root darker: *Lac-c.*  
 with eruptions: *Kali-m.*  
 with sallow face in metrorrhagia: *Tril.*  
 in fevers: *Acon.*  
 in ague: *Nat-m.*  
 during apyrexia: *Ant-c.*, *elat.*, *polyp.*  
 in bilious fever: **Acon.**  
 in typhus: *Arn.*  
 in yellow fever: *Gels.*, *sulph.*  
 and long furred: *Gnaph.*  
 in gastric catarrh: **Ant-c.**, *merc*  
 in gastro-intestinal disturbances *Corch*  
 in gastralgia: *Coch.*, *sulph.*  
 grayish white: *Merc-cy.*  
 more on posterior part: *Ars-h.*  
 crusts: *Merc-c.*  
 thick grayish;  
 in diphtheria: *Lac-c.*  
 in headache: *Calc.*, *lac-d.*  
 heavily coated: *Cupr-ar.*, *merc-sul.*, *nux-v.*  
 dirty coating,  
 in bilious remittent fever: *Podo.*  
 in jaundice: *Aur-m-n.*  
 with languor and sleepiness: *Kali-br.*  
 in acute pharyngo-laryngitis: *Naja.*  
 with dry line down the centre: *Lyc.*  
 in liver affections: *Podo*  
 in hepatitis: *Merc.*  
 in meningitis: *Sulph.*  
 after mental disturbance and night  
 watching during pregnancy: *Puls.*



milk white without coating: *Glon.*  
milky: **Ant-c.**, *bell.*, *glon.*, *kali-i.*, *merc-cy.*  
in apyrexia: **Ant-c.**  
in typhoid: *Glon.*  
and moist in cardiac dropsy: *Dig.*  
in morning: *Agar.*, **Chin.**, *cina.*, *elaps.*, *hell.*,  
*nit-ac.*  
in induration of liver: *Mag-m.*  
after heat and delirium: *Hyper*  
with disgusting taste: **Puls.**  
with slimy unpleasant taste: *Seneg.*  
moist: *Arg-n.*  
white mucous covering: *Cain.*, *viol-t.*  
in morning: *Benz-ac.*  
in cholera: *Ant-t.*  
in jaundice: *Dig.*  
tenacious mucous;  
in angina: *Ign.*  
in typhoid: *Apis.*, *phos.*  
with nausea, thirst and loss of taste:  
*Ox-ac.*  
in oophoritis: *Ham.*  
painted, as if: **Ars.**  
pale: *Acon.*, *aloe.*, *ambr.*, *anac.*, *ang.*, *ars.*  
*berb.*, *kreos.*, *olnd.*, *phos.*  
patches: *Cham.*, **Tarax.**  
red insular, with: **Nat-m.**  
on edge in syphilis: *Sang.*  
but papillae, project: *Ant-t.*, *med.*, *verat.*  
with fine red points: *Stram.*  
roughness with: *Par.*  
salivation with: *Bell.*  
in chronic inflammation of Schneiderian  
membrane: *Kali-bi.*  
silvery, all over: *Arg-n.*, **Ars.**, *carb-ac.*, *glon.*,  
*lac-c.*  
dense: *Arg-m.*  
slightly: *Mur-ac.*  
sore: *Carb-v.*  
with sore spots: *Nit-ac.*

spots, clean: *Am-m.*, *manc.*, **Tarax.**  
 clear well defined spots: *Manc.*  
 black spots: *Iris.*  
     in stomatitis: *Petr.*  
 stripes: *Bell.*, *phel.*  
     two stripes: *Bell.*  
         syphilitic: *Kali-m.*  
 with bad taste: *All-s.*, *kali-c.*, *podo.*  
 with dirty putrid or clammy tongue: *Plant.*  
 with slimy, fatty taste: *Sang.*  
 thick white: *Guai.*, *hydr.*, *lac-ac.*, *mez.*, *phos.*  
     in angina: *Merc.*  
     but brown in centre: *Ail.*  
         in Bright's disease: *Ars.*  
         thin in diarrhoea: *Sulph.*  
 dirty: *Gels.*  
 in influenza and rheumatism: *Ant-t.*  
 with mucous: *Merc-c.*  
 pappy: *Ant-t.*, *lp.*  
     with flat taste: *lp.*  
     in sore throat: *Phyt.*  
 yellowish thick white in bilious fever: **Acon.**  
     down centre in scarlatina: *Carb-ac.*  
 with red tip: *Hipp.*  
 with red tip and edges: *Rumx. sulph.*, *vetat.*  
 with painful ulcer on lower surface: *Graph.*  
 uniformly white coated: *Phos.*  
 velvety white, in variola: *Vario.*  
 covered with white vesicles: *Merc.*  
     in whooping cough: *Cor-r.*  
 yellowish white coating: *Aloe*, *arg-n.*, *ars.*,  
     *ars-s-f.*, *cycl.*, *gels.*, *hydr.*, *kali-bi.*  
     in diphtheria: *Lac-c.*  
     with dyspepsia: *Naja.*  
     in epilepsy after falling on head: *Cupr.*  
     in typhus: *Bapt.*  
     in heart disease: *Hydr.*  
     in meningitis: *Gels.*  
 at root: *Rhus-t.*

dry tenacious substance: **Sec.**  
 in morning with slimy unpleasant taste  
 Seneg.  
 in tonsillitis: **Merc-i-f.**  
 first white with red papillae followed by  
 yellow-brown coating in centre and red  
 edges: **Bapt.**  
 coated with substance like smear case in post  
 scarlatinal diphtheria: **Lac-c.**  
 anterior part white, posterior part yellow:  
**Merc-c.**  
 anterior part white, posterior brownish:  
**Cupr-ar.**  
 centre: **Arg-n.**, bell., *bry.*, canth., card-m.,  
 chin., gels., helon., *kali-chl.*, *kali-m.*,  
 nat-a., *petr.*, phos., rhus-v., sabad., sin-n.,  
 sulph.  
 and base and sides red: **Rhus-v.**  
 in diphtheria: **Merc-cy.**  
 with red edges: **Bell.**, card-m.  
 with dark streak along edges: **Petr.**  
 dark brown: **Ail.**, nat-p.  
 dark streaks along edges: **Petr.**  
 red stripe down centre: **Caust.**, cham.,  
*verat-v.*  
 root: **Med.**, sep.  
 sides: **Caust.**, cham., iod., *kali-s.*  
 right: **Lob.**  
 one: **Rhus-t.**  
 patches: **Sang.**  
 but red in middle in epilepsy: **Caust.**  
 tip: **Canth.**  
 with stinging in tip: **Phos.**

yellow: **Acon.**, *adon.*, *aesc.*, aloe., agar., alum.,  
 anan., **Ant-c.**, ant-t., *apis.*, arg-n., *arn*, ars.,  
 ars-h., asc-t., *aur-m.*, *bapt.*, bell., *bol.*, boy.,  
*bry.*, *camph.*, cann-s., carb-v., **Chel.**, cham.,  
 chin., chin-a., chin-s., *cocc.*, *colch.*, coll.,  
*coloc.*, com., corn., *crot-h.*, cupr., dios.,

eup-per., ferr-i., gels., hep., hyper., ip.,  
kali-bi., kali-p., kali-s., lac-ac., lach., lept., lyc.,  
mag-m., **Merc.**, merc-ac., merc-c., merc-i-f.,  
merc-i-r., mez., myric., nat-a., nat-m., nat-p.,  
nat-s., nit-ac. **Nux-m.**, nux-v., petr., phos.,  
phyt., plb., podo., polyp., psor., ptel., pyrog.,  
puls., **Rhus-t.**, rumx., sabad., sabin., sang.,  
sanic., sec., sep., **Spig.**, stann., sulph., thuj.,  
vac., verat., verat-v., verb., vip., xan., zinc.,  
ziz.

in abortion *Coloc.*

brownish yellow: *Carb-v.*, cina., *dios.*, verb.

in cardialgia biliosa: *Lob.*

as if chamois skin covered posterior part of

tongue in diphtheria: *Merc-i-f.*

after chill in tertian intermittent: *Hep.*

in chorea: *Cupr.*

yellowish like dry clay: *Hep.*

in diarrhoea: *Bry.*

in diphtheria: *Bapt.*, *lach.*, *merc-i-r.*, *nat-a.*

dirty yellow: **Aesc.**, *ars.*, **Bapt.**, *bry.*, *carb-v.*,

*cham.*, **Chel.**, *chion.*, **Chin.**, *com.*, *ferr.*, **Hydr.**,

*indol.*, **Kali-bi.**, *kali-chl.*, *kali-s.*, *lach.*, *lept.*,

*lyc.*, *mag-c.*, **Merc.**, **Merc-c.**, **Merc-d.**,

**Merc-i-f.**, *myric.*, *nat-p.*, **nat-s.**, *nux-v.*, *op.*,

**Ost.**, *podo.*, **Puls.**, *sang.*, *sep.*, *sulph.*, **Yuc.**,

*verat-v.*

in ascites: *Ars.*

with foul breath: **Merc.**

in diphtheria: *Lach.*

in dyspepsia: *Arn.*

in erysipelas bulbosum: *Verat-v.*

in stomachic case: *Kali-m.*

as if smeared with mud: *Myric.*

with clean tip in scarletina: *Merc.*

dry yellow: *Cham.*, *chin.*, *plb.*, *psor.*, *puls.*, *rumx.*

in dyspepsia: *Arn.*

yellow with red edges: *Chel.*, *hell.*

in intermittent fever: *Ars.*, *tarent.*

in apyrexia: **Ant-c.**, *polyp.*

- in bilious fever: *Ip.*
- in tertian fever: *Dig.*
- in typhoid: *Puls.*, *stram.*
- in yellow fever: *Gels.*
- grayish yellow: *Ambr.*, *arg-n.*, *phyt.*
- with griping in epigastric region: *Ptel.*
- in influenza: *Ant-t.*
- with pain in upper portion of small intestine:
  - Colch.*
- in deranged liver: *Lept.*, *mag-m*, *podo.*
- in induration of liver: *Mag-in.*
- in meningitis: *Hyper.*
- in traumatic meningitis: *Hyper.*
- yellow mucus: *Camph.*
- thick mucus: *Aesc.*, *kali-bi.*, *kali-s.*, *stann.*
- in intermittent: *Kali-s.*
- with haemorrhoids: *Kali-s.*
- with pressure and fullness in stomach:
  - Kali-s.*
- in supraorbital neuralgia: *Nux-v.*
- in retinitis albuminurica: *Ars.*
- yellow stripes: *Hydr.*
- as if sprinkled with sulphur in diphtheria:
  - Sulph.*
- with bitter taste: *Psor.*
- with bitter taste in the morning: *Lac-ac.*
- thick yellow coating: *Carb-ac.*, *colch.*, *ferr-i.*, *polyp.*, *sabad.*
- dark, dry and crusty coating rendering tongue almost immovable: *Myric.*
- in intermittent: *Eup-per.*
- thicker towards the base in catarrh of the stomach: *Kali-bi.*
- in diphtheria: *Kali-bi.*
- and dirty: *Vac.*
- with sunken raphe or longitudinal fissure: *Bry.*
- in laryngitis: *Chel.*
- with whitish mucus: *Psor.*
- thin yellow with whitish fur: *Lyss.*
- with red points at the tip in anasarca: *Rhus-t.*

with whitish coat: **Cocc**

white: Aloe., alum., *arg-n.*, *ars.*, bell., *cocc*  
*cupr.*, cycl., dios., *gels.*, *hydr.*, *kali-bi.*, lac-c.,  
lyss., merc-c., **Rhus-t.**, sec., seneg., zinc.

thick: Acon., *ars.*, *ars-s-f.*, bapt., carb-s., *gels*  
base: **Rhus-t.**

base: Agar., *ars.*, bol., calc-s., chin., chin-s.,  
*kali-bi.*, *kali-s.*, *merc.*, *merc-cy.*, **Merc-i-f.**,  
*merc-sul.*, **Nat-p.**, **Nat-s.**, *nux-v.*, phos.,  
*rhus-t.*, sang., *sanic.*, sep., *sin-n.*, ter.

golden yellow: *Nat-p*

looks like half dried clay: Calc-s.

bright: *Merc-i-f*

shining: **Apis.**

thick: *Merc-i-f.*

in diphtheria: *Merc-i-f.*

on awaking: *Sin-n.*

with small blood-boils on lower legs: *Mag-c.*

slight: *Lac-c.*

in catarrh of stomach. *Sep*

with catarrh of stomach and duodenum:

*Kali-s.*

centre: **Bapt.**, bry., carb-an., chin-s., fl-ac., hell.,  
*lept.*, *phyt.*, puls.; stram., verat-v.

edges red: Hell., *merc-i-f.*

yellow center and base in diphtheria: *Merc-cy.*

with bitter taste: *Coll.*

and moist in the middle: *Ant-t.*

in typhus: *Bapt.*

in pleuritis with plastic exudation: *Hep.*

in morning as if raw sugar had been partaken  
of: *Nat-p.*

centre greenish: *Merc-sul.*

yellow edges: *Plb.*

centre gray: *Phos.*

**DRYNESS:** Acet-ac., **Acon.**, aeth., aloe., **Ail.**, **Agar.**,  
alumn., ambr., *ant-t.*, **Apis.**, apoc., arg-m., *arg-n.*,  
*arn.*, **Ars.**, *ars-h.*, *ars-i.*, *ars-s-f.*, art-v., *arum-t.*,  
atro., atro-s., aur., aur-m., *bapt.*, bar-c., *bar-m.*,

**Bell., Bry.,** bufo., cact., cahin., **Calc.,** calc-ar., calc-p., calc-s., **Camph.,** canth., carb-ac., carb-an., carb-s. carb-v **Caust., Cham., chel.**  
**Chin.,** chin-a chin-s., chlor., *cic*, *cist*, clem.,  
**Cocc.,** coc-c., coff., *colch.*, com., con., croc.,  
*crot-h.*, *crot-t.*, **Cupr.,** daph., dios., *dulc.*, elaps.,  
 ery-a., eup-p., ferr-m., *fl-ac.*, gels., glon., graph.,  
 gaure., **Hell.,** helon., hippoz., *hydr.*, **Hyos.,** *iod*,  
*ip.*, *kali-ar.*, *kali-br.*, *kali-br.*, *kali-c.*, *kali-l.*, *kali-p.*,  
*kalm.*, *kreos.*, *lac-ac.*, **Lach.,** laur., *leonur.*, *lyc*,  
*lyss.*, *mag-m.*, manc., **Merc.,** merc-c., merc-i-f.,  
*merc-i-r.*, merc-sul., merl., mez., **Morph., Mur-ac.,**  
 mygal., *nat-a.*, *nat-c.*, *nat-m.*, *nit-ac.*, naja.,  
**Nux-m.,** *nux-v.*, olnd., op., ox-ac., pall., par., petr.,  
*ph-ac.*, *phos.*, *phyt.*, *pic-ac.*, *plib.*, *podo.*, **Psor.,** ptel.,  
**Puls.,** *pyrog.*, **Rhus-t.,** rumx., sarr., sec., seneg.,  
*sep.*, sin-n., *spong.*, staph., stram., *stront.*, **Sulph.,**  
*sul-ac'*, *tab*, tarent., tarax., **Ter.,** *tub*, vac., *verat.*  
**Verat-v.,** vib., *vip*, **Zinc.**

morning. Ambr., arg-n., *bapt.*, *bar-c.*, calc.,  
 canth., *cist*, clem., graph., hell., *kali-c.*,  
*kali-p.*, naja., *nit-ac.* **Op.,** *plib.*, *puls.*, *sep.*,  
*sulph.*

on waking: Arg-n., *calc.*, *clem.*, *coc-c.*, *mez*,  
*ol-an.*, **Op.,** *par*, *phos.*, *podo* **Puls.,**  
**Rhus-t.,** sanic., *sep.*, **Sulph.**

with heavy brown coating without thirst. with  
 bitter taste Diosc.

early in morning *Bar-c.*

as if it would cleave to roof of mouth *Kar-p*  
 particularly in morning. *Sulph.*

evening Aloe., arg-n., *iod.*, **Nux-m.,** senec.,  
 tarent

with fullness of stomach and loss of appetite  
 and tongue sticks to roof of mouth in  
 typhoid fever *Nux-m.*

night: All-s., ang., *calc.*, *carb-s.*, **Nux-m.,** *nux-v.*,  
*pic-ac.*, *rumx.*, *tarent.*

at night or on awaking: *Calc.*, *nux-m.*  
 awakes a number of times at night to

moisten: *Pic-ac*  
 as if it would fall into powder: **Nux-m.**  
 menses, during *Cedr.* *sul-ac.*  
 in myelitis: *Dulc*  
 with nausea worse sitting up: *Cor-r.*  
 parched: **Ail., bell., carb-ac., carb-v., Chin.,**  
*hydr., hyos., phos., Puls., stram., sulph.*  
 in peritonitis: *Atrop.*  
 in pleuritis with plastic exudate: *Hep*  
 in pneumonia: *Ant-t.*  
 in bilateral croupous pneumonia: *Kali-i*  
 and sticky in diabetes: *Lac-ac.*  
 rattles in mouth like chip: *Bell.*  
 dry and red: *Ant-t., merc-c.*  
 red on sides, centre thinly coated white in  
 peritonitis: *Acon.*  
 which was previously black in typhus: *Hell.*  
 in rheumatism: *Dulc.*  
 on root: *All-c.*  
 dry with roughness: *Calc., laur.*  
 in scarlatina: *Merc., nit-ac.*  
 renders speech unintelligible in encephalitis:  
*Merc-v.*  
 dry and slimy: *Calc.*  
 with a sooty coating in pneumonia stage of  
 hepatization: *Phos.*  
 with a brown streak down middle in typhus:  
*Arn.*  
 with stinging in tip: *Phos.*  
 does not like to talk: **Calc., zinc.**  
 with thirst: **Bry., cham., dulc.**  
 thirst, without: *Caps., nat-m., par., Puls.*  
 with constant thirst or without any: *Nat-m.*  
 with increased thirst and red lips: *Aloe.*  
 with vesicles in typhoid: *Lyc.*  
 white and dry: *Laur*  
 dryness of edges: *Cocc*  
 in apyrexia: *Nat-m.*  
 withered: *Verat.*  
 dry and yellow in dysentery: *Merc-c.*



sudden dryness: Ol-an.  
centre: *Acon.*, ant-c., ant-t., arg-m., *arum-t.*,  
*bapt.*, *colch.*, *crot-h.*, *hyos.*, *lach.* **Phos.**,  
*seneg.*, *tram.*, sul-ac., *verat.*  
sides r oist: *Apis.* >  
red and dry: Ant-t., *rhus-t.*  
edges: Lac-ac.  
root: All-c., *camph.*  
tip: Arn., **Bell.**, *bry.*, *carb-v.*, *merc-c.*, *nux-m.*,  
*nux-v.*, *ox-ac.*, *phos.*, *psor.*, *puls.*, *rhus-t.*,  
*sec.*, *valer.*  
moist: *Bry.*  
and sides in gastric fever: *Puls.*  
(Refer Cracked, Inflamed)

**ECCHYMOSES:** *Phos.*, *plb.*

**ENLARGED:** *Acon.*, *ars.*, *ars-h.*, *ars-k.*, *colch.*, *crot-h.*,  
*cupr.*, *dig.*, *glon.*, *graph.*, *hydr.*, *iod.*, *kali-bi.*,  
*kali-br.*, *kali-i.*, *lac-c.*, *lyss.*, *merc-c.*, *nat-a.*, *nat-m.*,  
*nit-ac.*, *ox-ac.*, *par.*, *phos.*, *petr.*, *plb.*, *sep.*  
(Refer Swelling)

**EXCORIATION, (Erosion):** *Agar.*, *anan.*, *ars.*,  
**Arum-L.**, *arund.*, *aur.*, *bapt.*, *bell.*, *bor.*, *bor-ac.*,  
*bry.*, *calc.*, *canth.*, *carb-ac.*, *carb-v.*, *cham.*, *cic.*,  
*cist.*, *dig.*, *kali-ar.*, **Kali-bi.**, *kali-c.*, *lach.*, *leon.*, *lyc.*,  
*merc.*, *merc-c.*, *mez.*, *mur-ac.*, *nat-c.*, *nat-m.*,  
*nit-ac.*, **Nux-v.**, *op.*, *ox-ac.*, *phos.*, *ph-ac.*, *phyt.*,  
*plb-a.*, *pyrog.*, *ran-s.*, **Rhus-t.**, *rhus-v.*, *sabad.*,  
*semp-t.*, **Sep.**, **Sil.**, *spig.*, *sulph.*, *sul-ac.*, *tarax.*  
centre: Am-c.  
on base: Cinch-b.  
in large brown pieces in scarlet fever: **Mur-ac.**  
in dysentery: **Canth.**  
(Refer Cracked, Mapped)

**EXFOLIATION:** (Refer mucous membrane)

**ERUPTION:**

Herpes, on: *Nat-m.*, *zinc.*

herpetic eruptions following gonorrhoea *Zinc.*

on root: Zinc.  
 from sea bathing: *Nat-m.*  
 two deep cracks on each side of medical line  
 with dysphagia in secondary syphilis: *Syph.*  
 Pimples: *Bell.*, *berb.*, *brom.*, *calc-p.*, *caps.*, *hell.*,  
*lyc.*, *manc.*, *nux-v.*, *plb.*, *tarax.*  
 painful: *Bell.*, *arg-n.*, *graph.*, ***Nit-ac.***, *nux-v.*,  
*sulph.*  
 bleeding: *Graph.*  
 small painful pimples on sides: *Nit-ac.*  
 dotted with red pimples: *Nux-m.*  
 edges: *Apis.*, *arg-n.*, *hura.*, *nat-c.*, ***Nit-ac.***, *osm.*,  
*sulph.*  
 tip: *Bell.*, *caps.*, *hell.*, *kali-c.*, *nat-c.*  
 painful: *Kali-c.*  
 Papules: Little papular eruption along edge:  
*Apis.*  
 Psoriasis: ***Cast-eg.***, *kali-bl.*, ***Mur-ac.***  
 Pustules: *Ant-t.*, *cund.*, ***Hep.***, *med.*, *mur-ac.*,  
*sep.*, *vario.*  
 burning and stinging: *Am-c.*  
 tip: *Cund.*, *med.*, *thuj.*,  
 right side: *Cund.*  
 two variofous pustules on tip: *thuj.*  
 aphthous pustules: *Hep.*  
 small circular patches like small-pox  
 pustules in diphtheria: *Ant-t.*  
 under: *Am-c.*, *med.*, *nat-c.*  
 Ringworm: *Nat-m.*, *sanic.*  
 on right side: *Nat-m.*  
 looks like ring-worm on sides: *Nat-m.*  
 Tubercles: *Graph.*, *lyc.*, *mang.*  
 Vesicles: *Acon.*, ***Am-c.***, *am-m.*, *ant-c.*, ***Apis.***,  
*arg-m.*, ***Ars.***, *bar-c.*, *bell.*, *berb.*, *bor.*, *brom.*,  
*bry.*, *calc.*, *calc-p.*, *canth.*, *caps.*, *carb-an.*,  
*carb-v.*, *caust.*, *cham.*, *chim.*, *chin.*, *chin-a.*,  
*chlol.*, *chlor.*, *clem.*, *croc.*, *cupr.*, *graph.*, *ham.*,  
*hell.*, *indg.*, *iod.*, *kali-ar.*, *kali-c.*, *kali-chl.*, *kali-i.*,  
*kali-n.*, *lacerta.*, *lac-ac.*, *lach.*, ***Lyc.***, *mag-c.*, *mag-m.*  
*manc.*, *mang.*, *med.*, *merc.*, *merc-per.*, *merl.*

mez., *mur-ac.*, *nat-a.*, *nat-c.*, **Nat-m.**, *nat-p.*  
*nat-s.*, **Nit-ac.**, *nux-v.*, *phel.*, *phos.*, *phyt.*, *plb.*,  
*puls.*, *ran-s.*, *rhod.*, **Rhus-t.**, *rhus-v.*, *sal-ac.*,  
*sars.*, *sep.*, *spig.*, *spong.*, *squil.*, *staph.*, *stram.*,  
*sul-ac.* **Sulph.**, *thuj.*, *verat.*, *vip.*, *zinc.*, *zing*  
on back part, painful with tubercles: *Graph*  
bleeding from slightest touch: *Mag-c*  
burning. *Acon.*, *am-c.*, **Apis.**, *arg-m.*, *ars.*  
*bar-c.*, *bry.*, *calc.*, *calc-p.*, *caps.*, *carb-an.*,  
*graph.*, *kali-chl.*, **Lyc.**, *mag-c.*, *mang.*, *mez.*,  
*mur-ac.*, *nat-s.*, *nit-ac.*, *sal-ac.*, *sep.*, **Spig.**,  
*spong.*, *sulph.*, *sul-ac.*, *thuj*  
like fire, right border: *Phel*  
as if surface was eroded, pain from  
slightest motion of tongue, agg salt and  
spices: *Bor*  
in scarlatina: *Caps.*  
and stinging in typhus and scarlatina: **Apis.**  
and stinging: *Spong.*  
painful: *Ars.*, *canth.*, **Caust.**, *graph.*, *kali-c.*,  
*mag-c.*, *sal-ac.*, *zinc.*,  
raw: *Lyc.*  
red: *Bor.*  
scalded, as if: *Lyc.*  
stinging: *Cham.*, *kali-chl.*, *kali-m.*  
covered with small vesicles: *Chim-m.*, *manc*  
covered with large blisters dis-  
charging pus in purpura: *Led.*  
sore yellowish in nursing sore mouth: *Chin*  
small in dentition: *Merc-s*  
painful on eating: *Zinc.*  
with soreness on tip: *Sin-n.*  
in typhus: *Ars*  
inflamed changing to ulcers: *Calc.*, *clem*  
*lach*  
smarting on right side: *Sulph*  
smarting and burning when touched by food  
*Nat-m*  
small: *Sep*  
burning in scarlatina: *Caps*

feels sore with much saliva: Zing  
 in stomatitis: Staph.  
 studded with vesicles and red base Lac-ac.  
 suppurating. Mag-c.  
 edges: Am-c., *calc.*, *carb-an.*, mang., merc-cy.,  
*phyt. sep.*, *spong.*, sulph., *thuj.*  
 bubbles: Am-c. **Apis.**, arg-n. canth.  
 carb-an., carb-v., caust. ham., lach.,  
 mag-c., **Nat-m.**, nit-ac., *phos.* phyt  
 with burning: Carb-an.  
 hindering eating and speaking: Am-c.  
 with soreness: Spong.  
 with sore feeling Stram.  
 on sides: Bar-c., *ham.*, lach.  
 on left side, burning: Mang.  
 on middle: Bar-c.  
 on lower side and tip: **Graph.**  
 fraenum: Plb.  
 tip: Agar., am-c., *am-m.*, aphis, *apis.* bar-c.  
*bell.*, berb., *calc-p.* caps., carb-an., **Caust.**,  
 cycl., **Graph.**, *hydr.* indg., *kali-i.* kali-n, *lach.*  
**Lyc.**, merc-i-r., mur-ac., **Nat-m.**, *nat-p.* nat-s.,  
*phos.*, *puls.* sal-ac., *thuj.*  
 sensation as if: Bell., sin-n.  
 burning: Am-c., bary-c., *carb-an*  
 hindering eating and speaking Am-c  
 feeling scalded and raw: **Lyc.**  
 painful. Chen., **Caust.**  
 a row of small, sore and raw vesicles  
 towards left *Apis*  
 painful, white Berb.  
 form ulcers: Clem.  
 under the: Am-c., bar-c., bell, *cham.* chin,  
*graph.*, *ham.*, *lach.* rhod., rhus-t.  
 smarting: Rhod.  
 stinging: **Cham.**  
 in stomatitis: *Staph*  
 small white resembling military rash Thuj  
 Miscellaneous.  
 haemorrhagic patches and streaks in purpura:

Phos.

two red points oozing continuously in purpura:

Phos.

raised spot size of a lentil on right anterior border, shooting pain on moving the tongue:

Sulph.

smooth red spots towards tip and middle with burning and numbness (neuralgia of tongue).

Kali-ar.

red spots on surface in catarrh of stomach: *Sep*

round spots on tip: *Arum-t.*

(Refer : Aphthae, Nodosities)

**FILTHY:** (Refer Discoloration)

**FISSURED:** (Refer Cracked)

**FLABBY:** *Camph.*, *chin-s.*, *cimic.*, *cub.*, *hydr.*, *ign.*, *kreos.*, *lyss.*, *lycps.*, *mag-m.*, **Merc.**, *mur-ac.*, *nat-a.*, *nit-ac.*, *ph-ac.*, *rhus-t.*, *sanic.*, *sep.*, *stram.*, *ter.*, *verat.*, *xan.*

in chronic camp diarrhoea: *Lyss.*

in dysentery: *Cub.*

in atonic dyspepsia: *Sep.*

in heart disease: *Lyc.*, *verat.*

in chronic passive haemorrhage from kidneys :

*Ter.*

in induration of liver: *Mag-m.*

soft and flabby: *Ars-h.*

in stomatitis: *Hydr.*

**FOLDED** like little bags on edges. *i!*

in lead colic: *Alumn.*

**GANGRENOUS:** *Ars.*, *kali-c.*, *lach.*, *merc.*, *sec*

(Refer Black, and Inflamed)

**GLAZED:** (Refer smooth)

**GROWTHS** (excrescences) under: **Ambr.**, *dros.*, *staph*

**INDENTED:** *Ant-t.*, **Ars.**, *ars-m.*, *atro.*, *bapt.*, *carb-v*, *card-m.*, **Chel.**, *crot-t.*, *dulc.*, *glon.*, *hydr.*, *ign.*, *iod*,

kali-bi., kali-i., mag-m., **Merc.**, merc-i-f., pip-n.,  
plb., *podo.*, *puls.*, **Rhus-t.**, *sep.*, *stram.*, *sumb.*,  
*syph.*, *tell.*, *vib.*

in atonic dyspepsia: *Sep.*

in epithelioma and hypertrophy: *Kali-m.*

in stomatitis: *Hydr.*

swollen after mercury: *Kali-i.*

flabby, moist with imprints of teeth: *Ars. chel.*,

**Hydr.**, *kali-bi.*, *merc.*, *merc-c.*, **Merc-d.**,

**Merc-sul.**, *nat-p.*, **Podo.**, *phyt.*, **Rhus-t.**,

*sanic.*, *stram.*, *yuc.*

(Refer Broad, Flabby, and Swollen)

**INDURATION, HARD:** *Alum.*, *arg-n.*, *ars.*, *atro.*, *aur.*,  
*aur-m.*, *bar-c.*, **Calc-f.**, *carb-an.*, *carb-v.*, *con.*,  
*cupr.*, *gamb.*, **Hyos.**, *kali-i.*, *lyc.*, *merc.*, *mez.*,  
*mur-ac.*, **Nux-m.**, *semp-t.*, **Sil.**, *sul-i.*

in typhus: *Arg-n.*, *atro.*

after glossitis: *Aur-m.*, *carb-v.*

knotty: **Carb-an.**

feels leather covered: **Nux-m.**

feels as leather: *Aur.*, *aur-m.*

having appearance of alligator hide: *Pic-ac*

middle, burning when touched. *Bar-c*

with pricking: *Merc.*

places in tongue. *Kali-chl.*, *sulph*

centre: *Bar-c.*, *bry.*

(Refer Cancer and Nodosities)

**INFLAMMATION** (Glossitis): *Acon.*, *am-c.*, *anan.*, *ang.*,  
**Apis.**, *arg-n.*, *arn.*, *ars.*, *arum-t.*, *aur-m.*, *bell.*,  
*benz-ac.*, *brom.*, *calc.*, *calc-s.*, *canth.*, *carb-v.*,  
*caust.*, *cham.*, *cocc.*, *con.*, **Crot-c.**, **Crot-h.**, *cupr.*,  
*cupr-ac.*, *ferr-p.*, *hep.*, *kali-ar.*, *kali-chl.*, *kali-m.*,  
**Lach.**, *lyc.*, *mang.*, *merc.*, *merc-c.*, *merc-d.*, *mez.*,  
**Mur-ac.**, *nat-m.*, *nit-ac.*, *nux-v.*, *ox-ac.*, *petr.*, *phyt.*,  
*plb.*, *ran-b.*, *ran-s.*, *sep.*, *sil.*, *staph.*, *sulph.*, *sul-ac.*,  
**Vip.**

chronic: *Cupr.*

gouty: *Benz-ac.*, *merc.*

induration with: *Ars.*, *aur-m.*, *carb-v.*, *con.*, *cupr.*

lyc., merc., mez., sil.  
mercury, after abuse of Calc., cupr., hep.,  
nit-ac., phyt., staph., sulph.  
after mercury, pain excessive, begs to be killed  
etherized or narcotised as he cannot live in  
such agony, threatened ulceration or deep,  
foul, sloughing ulcers. staph.

papillae. Bell.

with paralysis in persons of intemperate habits:

Nux-v.

with pricking pains Merc.

with fetid salivation Petr.

sore spots Aloe

after sting in temple Apis

when suppuration begins: Calc-s

with titillation inducing cough Lach.

with vesicles Canth.

centre. Gels.

at root. Lac.

one sided Nux v.

left side Ars., ars-s-r., ruta., sulph.

(Refer Dry)

### **INJURIES:** Anan.

laceration. Calen., Hyper

laceration after epilepsy Art-v

by sharp edges of teeth Aloe

swelling after sting of insects Acon., am., bell.

crot-h., merc., nat-m.

(Refer Biting, Bleeding)

### **LACERATED:** Anan., art-v., hyper

**LAME:** Calc., duic., euphr., hydr-ac.

as if Aesc-g., mur-ac.

after fright. Hydr., hyos.

**LEATHER,** feels like: Acon.

looks like burnt. Hyos.

**LIVID:** (Refer Discolouration)

**LUMPS:** (Refer Nodosities.)



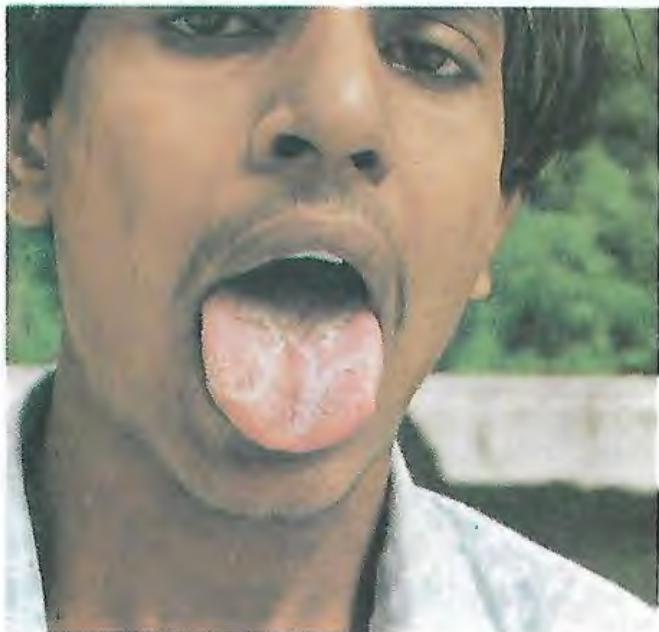
A male aged 45, suffering from bronchogenic carcinoma of right lung. After having received chemotherapy, developed glossitis. It resembles description of Apis-tongue.

---

**TONGUE THAT DOES NOT LIE**

---





**NAT-M.**

Mapped tongue — Headache and pain in abdomen. → *Nat-m.*

---

**TONGUE THAT DOES NOT LIE**

---

**MAPPED**, (Patchy): Agar., Alum., am-m., ant-c , ant-t.,  
ars . bor . calc . carb-v., cham., colch. cupr.,  
graph., hydr., kali-bi., kali-i., lac-c , lach . lil-t., lyc.,  
manc . med., merc., merc-c., merc-v., mur-ac.,  
nat-m., nit-ac , ox-ac., phyt., phos . ran-s , rhus-t.,  
sulph . sul-ac . tab., **Tarax.**, ter., thuj.

with amenorrhoea: *Nat-m*

dotted. *Phos*.

dotted with ulceration: *Merc-cy*

in diphtheria: *Nat-m*.

cleans rapidly and in large flakes, first from  
middle (or from here and there) leaving the  
tongue smooth and glossy. **Ter.**

in gastric bilious attacks *Tarax*

with nervous excitability *Calad*

insular large patches: *Kali-bi*.

cleans off in patches, leaving dark red, tender, ,  
sensitive spots. *Tarax*

both sides denuded like islands, the remaining  
parts thickly coated, in diphtheria: *Ran-s* .  
viscid *Ph-ac*.

with red insular patches *Nat-m*

clean-up in centre: *Diph* , *rhan-c*

(Refer Mucous membrane)

**MEMBRANE** False: *Ant-t.*, *nit-ac*

tough and yellow *Nit-ac*

**MUCUS**, collection of, on (See sticky): *Agar.*, all-c .  
alum., *alumn* . arg-n , arn . ars-h., ars-m., arum-d.,  
*bar-c* . *bar-m.*, *bell* . berb . bov., calc . canth .  
carb-ac . carb-an., chel . chin-a , cocc., colch .  
cupr . cupr-a., cycl. dulc., fl-ac., grat., *hydr* .  
jug-r . kali-bi., kali-n , kali-p., kali-s., kreos., *lach* .  
lact., *merc* , *merc-c* . **Nat-m.**, *nat-s* , *nux-m.*, *petr* .  
*ph-ac.*, *phos* , *phyt* **Puls.**, *rhus-t.*, *sec* . **Sep.**,  
*sulph.*, *verb.*, *viol-t.*, *zinc*

morning: *Agar.*, *sang* , *verb*.

with unpleasant taste: *Seneg*.

in evening. *Ars-h.*, *arum-d*.

in cystoblenorrhoea. *Uva*.

in Dysmenorrhoea. Lac-c  
eating after Verb  
in gastromalacia Kreos  
in haemorrhoids. Berb  
with induration of uterus. Carb-an.  
mucus membrane feels loose Agar  
mucus feeling dry: Stront  
offensive in diphtheria of lips. Rhus-t  
loaded with drying offensive mucus which  
extends back upon pharynx obstructing the  
passage in malignant scarlatina Lach  
in sore throat Phyt.  
in spine disease. Alum-m.  
string can be pulled off in Bell.  
tenacious mucus, with a bad taste: Verb  
like a membrane: **Puls.**  
thick: Kali-bi., merc  
after cholera. Merc  
in diarrhoea. Sec.  
dirty in measles: Phos  
tough in the morning. Agar  
thick dark at the root and light or clearing off in  
patches near the edge, leaving exposed  
surfaces very red, in chlorosis: **Sep.**  
tough Bell., cupr., dulc., lach., merc., nux-v.,  
ph-ac., puls., sulph  
in typhoid: Phos.  
clear mucus with little frothy bubbles at edge in  
prosopalgia: **Nat-m.**  
viscid thready in typhoid. Phos.  
viscous scanty tenacious crusts. Myric.  
white mucus. Zinc.  
in gastritis. Cocc  
yellow mucus Chin-a.  
yellowish white and tenacious. Bell  
with ascarides Bar-m  
(Refer Coated and Sordes)

**MUCUS MEMBRANE** peeling off: Agar., carb-v.,  
cic., dig., kali-c., lach., lyc., mez., nat-c., nat-m.

**Nux-v.**, op., phos., ph-ac., sabad., sil.

**NODOSITIES** : Ambr., *ars-h.*, aur., *aur-m-n.*,  
**Carb-an.**, costor., dros., eupi., **Gall-ac.**, graph.,  
iod., kali-i., lyc., mag-c., mang., mur-ac., *nit-ac.*,  
phos., *sil.*, **Thuj.**

right side, coming to a point: *Ars-h.*

under: Ambr.

small, become round ulcers, with hard edges  
and lardaceous base, soon disappear and  
appear in another part, a deep induration  
can be felt surrounding them: *Merc-i-r.*

on tip, hard forming vesicle, resulting in unclean  
ulcer with hard edges: *Ph-ac.*

(Refer Induration, Tumour, Eruption,  
Hard )

**OSCILLATING**: (Refer Movements—Protruded)

**PAPILLAE**:

as if deprived of: *Ter.*

destitute of: *Arg-n.*

dotted with red: **Nux-m.**

erect, raised: *Agar.*, *arg-n.*, *apis.*, *ars.*, *arum-t.*,  
*arum-m.*, **Bell.**, *bry.*, *caust.*, *chel.*, *croc.*, *cupr.*,  
*ham.*, *hydr.*, *ictod.*, *ign.*, *kali-bi.*, *lach.*, *lyc.*,  
*merc.*, *merc-c.*, *merc-i-f.*, *merc-sul.*, *mez.*,  
*nux-m.*, *olnd.*, *podo.*, *phos.*, *plb.*, *poth.*, *ptel.*,  
*rhus-t.*, *sep.*, *stram.*, *stry.*, *tab.*, *tarent.*, *ter.*, *zinc.*

back part: *Agar.*, *kali-bi.*, *nat-a.*

enlarged: *Agar.*, *bell.*, *cupr.*, *ign.*, *kali-bi.*  
*phos.*, *tub.*

reddened: *Ant-t.*, **Arg-n.**, *ars.*, **Bell.**, *ign.*,  
*kali-bi.*, *lyc.*, *mez.*, *nux-m.*, *ptel.*, **Ter.**

maximae inflamed: *Bell.*

injected: *Arum-m.*

sore: *Arg-n.*

on dorsum with a brown coloured patch:

*Kali-bi.*

at root: *Ham.*

at tip: **Ars.**, sulph.

better after breakfast: *Croc.*

in chorea: *Cupr.*

in typhus: *Chel.*

with flat taste: *Merc.*

in scarlatina: *Arum-t.*, **Bell.**

strawberry like: *Arum-t.*, **Bell.**, *Merc-c.*

in phthisis: *Tub.*

deep red: *Bell.*

rough: *Arum-t.*

rough like a strawberry and covered with a

white film in intertrigo of anus: *Merc.*

sensitive as if rubbed by teeth: *Graph.*

showing through coat: *Vac.*

swollen: *Arum-t.*, *bell.*

turgescient: *Ign.*

(Refer Rough)

**PARALYSIS:** *Absin.*, *acon.*, *acon-c.*, *agar.*, *anac.*,  
*apis.*, *arn.*, *ars.*, *bapt.*, *bar-c.*, *bar-m.*, *bell.*, **Both.**,  
*brom.*, *bufo.*, *cadm.*, *cann-i.*, *caps.*, *carb-s.*,  
**Caust.**, *cocc.*, *colch.*, *con.*, *crot-c.*, *cupr.*, **Cur.**,  
*dulc.*, **Euph.**, **Gels.**, *glon.*, *graph.*, *gua.*, *guare.*,  
*hell.*, *hydr.*, *hydr-ac.*, *hyos.*, *ip.*, *lac-c.*, *lach.*, **Laur.**,  
*lob-p.*, **Lyc.**, *meph.*, *merc-c.*, **Mez.**, *mur-ac.*, *naja.*,  
*nux-m.*, *nux-v.*, *olnd.*, **Op.**, **Pib.**, *rheum.*, *rhus-t.*,  
*ruta.*, *sec.*, *sil.*, *stram.*, *syph.*, *verat.*, *vesp.*, *zinc-s.*  
apoplexy: *Crot-h.*, *lach.*, *olnd.*

in old people: **Bar-c.**

with aphasia: *Stram.*, *syph.*

in apoplexy nervosa: *Cupr.*

as if burnt: *Ars.*

but little control: *Vario.*

control lost, speech absent: *Cupr.*

difficulty of articulation, stuttering if she talks fast:

*Lac-c.*

difficulty in conversing: *Glon.*

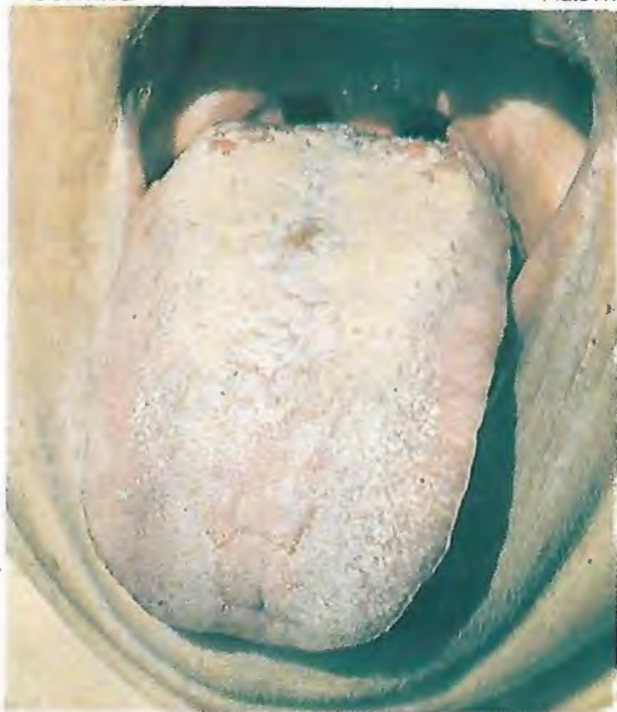
damp, cold weather: *Dulc.*

drawn to right: *Cur.*, *nux-m.*, **Op.**

left: *Bell.*, *glon.*, *op.*, *pib.*

**ENLARGED PAPILLAE WITH WHITISH YELLOW COATING**

Plate XV



**ARG-M.**

A lady aged 45 suffering from osteoarthritis of knee joints with other general symptoms of Arg-m was relieved with the remedy. Note—above description is not given in the books.

---

**TONGUE THAT DOES NOT LIE**

---



**PLB.**

A girl aged 6 yrs. after Tb.-meningitis; 7th and 12th nerve paralysis. Relieved with Plb.

---

**TONGUE THAT DOES NOT LIE**

---

paralytic feeling: Merc-per  
paralytic feeling in chorea of right side:

*Phys.*

in typhoid fever: *Cocc., hyos., mur-ac.*

hangs out of mouth. *Stram*

insensible as if unable to taste: *Merc-per.*

as if lame: *Aesc-g, hydr-ac.*

as if lame and stiff: *Euph.*

lame after suppressed eruption and abuse of  
mercury: *Hep*

lame if cold water or air chill him: *Dulc*

in cerebrospinal meningitis: *Hydr ac*

with numbness of one side: *Nat-m.*

cannot protrude, in straight line with mouth  
drawn to left side in a child *Glon*

cannot protrude, it catches on teeth: *Apis.,  
lach.*

rapid paralysis *Bufo.*

when raised it is drawn back with difficulty: *Vario.*

in scarlatina: *Stram*

with want of sensation: *Meph.*

drawn to one side. *Op*

felt very thick, could hardly sleep. **Gels.**

gets involuntarily between upper teeth and lip,  
then between under teeth and lip: *Lyc.*

tip remains under lower teeth or lip when trying to  
put out in typhus. **Lach.**

partial paralysis: **Arn.**

(Refer Motion, Protrusion, Trembling, Stiff)

**PASTY:** *Am-m., bufo nux-m*

**PIMPLES:** (Refer Eruption)

**POINTED:** *Calc., chel, cimic., lach, petr, plb, podo.,  
spig-m*

after abortion: *Podo*

in diphtheria: *Lach.*

tongue narrow in dyspepsia: *Chel.*

**PROTRUDED:** (Refer Movements)



**PUSTULES:** (Refer Eruption)

**RANULA:** **Ambr.**, bell., **Calc.**, *canth.*, cham., ferr-p., fl-ac., hippoz., lac-c., *lach.*, merc., mez., nat-m., nit-ac., *plb.*, psor., sacc., *staph.*, *thuj.*, verat.

gelatinous: Mez., nit-ac., *staph.*

bluish-red: *Thuj.*

as large as a hazel nut on right side, and very hard: *Merc-v.*

bluish surrounded by varicose veins: *Thuj.*

caused enlargement of submaxillary duct:

*Thlaspi.*

in meningitis: *Thuj.*

periodic: Chr-ac., lyss.

returns periodically with dryness of mouth, soreness when chewing with piles and constipation. Lyss.

recurrence inspite of surgery: *Merc-v.*

(Refer Tumour)

**RATTLING:** Bell., lac-c.

**RINGWORM:** (Refer Eruption)

**ROUGHNESS:** Acon., alum., alumn., anac., ang., *apis.*, *arg-n*, **Ars.**, *arum*, **Arum-t.**, bar-c., bell., *bry.*, calc., **Canth.**, carb-v., casc., cocc., coc-c., coloc., croc., cupr., cupr-s., dulc., graph., *grat.*, hyos., *kali-bi.*, laur., merc., mez., **Nit-ac.**, olnd., par., phos., *phyt.*, *podo.*, ptel., **Ran-s.**, rhus-v., sars. sep., stram., *sulph.*, sul-ac., *tarax.*, *thuja.*

in chorea: Cupr.

feeling rough: Ptel.

caused by liquid food in stomach: *Kali-bi*

like a grater: Anac.

after a meal. Graph.

morning: Sars., sep.

on awaking, passing off after eating: Sars

streaks in: Calc.

streaks in middle: *Calc.*

in typhus: *Calc.*

with uniformly erect papillae: *Podo.*

with thirst and increased flow of saliva: *Dulc.*

as from sand: *Coloc.*

edges: *Osm.*

(Refer Papillae)

## SALIVA:

albuminous: *Am-caust., calad., stram.*

bloody: *Acon., am-c., antipyr., arg-m., arn., ars., aspar., bad., bell., bry., Bufo., calad., camph., canth., carb-s., carb-v., cic., clem., Crot-c., crot-h., dros., eug., gels., hyos., indg., jatr., kali-i., Mag-c., merc., merc-c., nat-m., Nit-ac., nux-v., op., Phos., rhus-t., sec., staph., stram., sulph., thuj., vip., zinc.*

menses, before: *Nat-m.*

during epileptic attacks: *Bufo., carb-v., crot-h., dros., hyos., mag-c., merc-c., merc., nat-m., Nit-ac., sulph., zinc.*

in convulsions: **Bufo.**

in diphtheria: *Merc-c.*

filled with shreds of decomposed or disorganised blood (purpura): **Phos.**

from delayed menses: *Nat-m.*

at night: *Nux-v.*

smells like onions with sensation as if a worm were crawling at root of tooth: *Kali-i.*

runs out of mouth during sleep: *Rhus-t.*

with sweetish taste: *Kali-i.*

bluish: *Plb.*

white, frothy: *Carb-ac.*

brownish: *Bell., bism., crot-c., plan.*

coppery: *Merc., ran-b.*

diminished, scanty: *Arn., ars., asaf., aspar., berb., calad., coca., cycl., hyos., jab., merc-c., merc-per., nux-m., op., petr., plb., spong., tax., thea., verat.*

foetid, offensive: *Alumn., ars., atrop., bry., caps.,*

- dig. dulc., iod., lach., manc Merc., merc-c, merc-i-f., merc-i-r., Nit-ac., petr., plb., valer*  
 morning: *Glon., petr.*  
 night: *Merc.*
- frothy: *Acon., apis., berb., brom., bry., bulo., cann-i., canth., carb-an., cham., cirta., cinnb., cocc., crot-h., cupr., dig., eug., hyos., ign., kali-bi., kreos., lac-c., lyss., morph., phel., ph-ac., phys., pic-ac., plb., puls., ran-s., sabin., spig., stram., sulph.*  
 with belching after dinner: *Kreos*  
 bloody, during agitation of muscular system (epilepsy) *Bulo*  
 blood streaked: *Canth*  
 with cough: *Cupr*  
 with dry mouth: *Cocc*  
 in typhoid: *Bry*  
 soap like in mouth and throat (typhoid) *Bry*  
 when talking: *Jamb., nat-c., sabin.*
- gluey: *Bad., bell., cimic., cinnb., nux-m.*  
 glairy: *Stram.*
- green: *Gins., graph., sec*  
 jelly like: *Sabad*  
 mucous: *Camph., glon., lyss.*  
 especially in back part of mouth: *Lach*  
 flowing in string greyish: *Merc.*  
 in scarlatina: *Caps.*  
 (Refer albuminous, tenacious)
- oily: *Aesc., cub.*  
 soapy (See frothy): *Berb., bry. dulc., merc., phos.*  
 morning: *Apis.*  
 and stringy: **Merc.**
- tenacious (ropy, sticky, stringy, thready, thick, tough, viscid): *Acon., acet-ac., agn., am-br., anag., anan., apis., arg-m., ars., bapt., bell., berb., bism., calc., cahn., cain., calad., camph., cann-i., cann-s., caps., carb-s., carb-v., cedr., Chel., cimic., cinnb., cocc., con., crot-c., cupr., cycl., dulc., elaps., eug., ferr., fl-ac., ign., iris., jamb., jat., Kali-bi., kali-i., kali-p., lac-c., Lach.,*

lachn., lob., **Lyss.**, med., **Merc.**, **Merc-c.**, merl.,  
nat-a., nat-c., nit-ac., *nux-m.*, op., ph-ac., phos.,  
*phyt.*, pic-ac., *puls.*, rhus-t., rhus-v., sanic.,  
seneg., spig., *stram.*, sul-ac., tarax., tax.,  
uran-n., verat.

morning: Glon.

night: Merc.

drawing out in strings: Agn.

dropped during conversation: *Iris*.

in puerperal convulsions: Cocc.

raised by coughing: Anag.

in diphtheria: *Kali-bi.*, kali-m.

dries on palate and lips: *Lyc.*

better after drinking: Cinnb.

frothy: *Stram.*

clings to tongue like glue: Bell.

continual hawking: Dulc.

with indigestion: *Nat-m.*

jelly like: *Sabad.*

with pharyngeal inflammation: Lac-c.

during pregnancy: *Kali-i.*

in scarlatina: Hippoz., **Lach.**

impeding speech: Arg-m.

sticky like soapsuds: *Berb.*

tough, stringy fluid runs, can be drawn into a  
thread six yards long (epileptic attack):

*Kali-bi.*

with sore throat: Lyss.

thin: Jatr., lyss., manc.

in diphtheria: *Merc-cy.*

in indurated pancreas: *Carb-an.*

with much thirst: *Stram.*

watery: Asar., aur-m., calc., calc-ar., *camph.*,  
carb-an., cob., *cycl.*, dros., jatr., kreos., led.,  
lob., lyss., mag-m., manc., *nat-m.*, ox-ac.,  
phos., *puls.*, *sul-ac.*, thea.

watery with dry throat, nausea and discomfort  
in abdomen: Colch.

white: Arš., bell., calad., cann-i., ol-an., ran-b.,  
sabin., spig.

snow white: Ol-an.

bluish: Carb-ac.

becomes frothy while talking: Sabin.

yellow: Cycl., *gels.*, lyc., lyss., *manc.*, *merc-c.*, *phyt.*, rhus-t., sec.

as from blood: *Gels.*

**SALIVATION**, profuse: Acet-ac., acon., act-sp., Adon., aesc., aeth., agar., alet., all-s., aloë., *alum.*, alumn., ambr., **Am-c.**, am-m., *anac.*, anag., anan., ang., ant-c., ant-t., anthr., aphis., apis., apoc., arg-m., arg-n., arn., ars., ars-h., *ars-i.*, ars-m., arum-m., **Arum-t.**, arund., asaf., asar., aspar., aster., *aur.*, *aur-m.*, bapt., **Bar-c.**, *bar-m.*, bell., bism., **Bor.**, bov., *brom.*, bry., bufo., cadm., cahin., calad., calc., calc-ar., *calc-p.*, calc-s., *camph.*, *canth.*, caps., carb-ac., carb-an., carb-s., carb-v., card-m., *caust.*, cham., *chel.*, chin., chin-a., chin-s., *chion.*, chlor., *cic.*, cimic., cina., cinnb., cinnm., *clem.*, cob., coc-c., cocc., cochl., coff., colch., con., cop., croc., *crot-c.*, *crot-f.*, *crot-t.*, *cupr.*, cupr-ar., cycl., daph., dig., dros., *dulc.*, **Epiph.**, *eucal.*, eug., euph., eup-pur., ferr., ferr-ar., ferr-i., *ferr-ma.*, *ferr-p.*, **Fl-ac.**, gamb., glon., gran., graph., grat., guaj., hell., helon., hep., hipp., hippoz., hydr-ac., hyos., *ign.*, **lod.**, **lp.**, iris., jab., jatr., kali-ar., kali-bi., kali-br., **Kali-c.**, *kali-chl.*, *kali-i.*, kali-n., kali-p., *kali-per.*, kali-s., kalm., *kreos.*, lac-ac., *lac-c.*, *lach.*, lachn., *lact.*, laur., led., lil-t., lob., lyc., **Lyss.**, mag-m., *manc.*, mang., med., meny., **Merc.**, **Merc-c.**, *merc-cy.*, *merc-d.*, **Merc-i-r.**, merc-sul., mez., *mur-ac.*, *muscar.*, naja., nat-a. *nat-c.*, **Nat-m.**, nat-p., nat-s., nicc., **Nit-ac.**, **Nit-m-ac.**, nit-s-d., *nux-m.*, **Nux-v.**, oena., ol-an., op., *ox-ac.*, par., *petr.*, phel., ph-ac., *phos.*, *phyt.*, **Pilo.**, plan., *plat.*, *plb.*, *podo.*, polyg., ptel., *puls.*, ran-b., ran-s., rat., rheum., rhod., rhus-t., ruta., sabad., sabin., samb., sang., sars., sec., sel., *seneg.*, sep., sil., sin-n., spig., spong., squil., stann., staph., *stram.*, stront., *sulph.*, sul-ac.,

**Syph.**, *tab.*, tarax., tell., teucr., thea., thuj., *trif-p.*,  
uran., ust., **Verat.**, verat-v., verb., vinc., viol-t., xan.,  
zinc.

morning: Alum., aur., **Graph.**, iod., lac-ac., lyc.,  
mag-c., mag-m., merc-i-f., rhus-t., sars.,  
stann., *sulph.*, verat.

bed in: Rhus-t.

sleep during: Bar-c.

waking on: Stann.

contains grayish lumps: Lac-ac.

on stooping: Graph.

on rising: Verat.

afternoon: Alum., grat., mag-c., mag-m., phos.

evening: Bry., lyc., ox-ac., sulph.

in bed: Alum., nat-m.

at night: *Arg-n.*, bar-c., canth., cench., crot-h.,

dig., ign., **Merc.**, *nat-m.*, nux-v., phos., ptel.,

puls., *rhus-t.*, ruta., sulph.

lying down agg: Bell.

1 a.m.: *Merc.*

worse at night (aphonia): *Arg-n.*

at night in sore throat: *Merc-c*

alternating with dry mouth: Calc., carb-v., con.  
ign., verat.

during pregnancy: Acet-ac., ant-t., *coff.*,

**Gran.**, *helon.*, **Iod.**, **Jab.**, *kali-i.*, **Kreos.**,

*lac-ac.*, **Merc.**, *muscar.*, *nit-ac.*, *piloc.*, *sep.*

nausea with: Euphr., puls., verat., zinc.

pains with: *Epiph.*, *kali-bi.*, phos.

swallowing with: *Arg-m.*, cina., crot-h., *ip.*,  
lac-ac.

in angina: *Bar-m.*

in aphthae: *Hell.*, **Merc.**, merc-c., *nat-m.*

in apoplexy: *Anac.*, **Nux-v.**

in asthma: *Carb-v.*

awakens: Coccion.

particularly with pain in back: Cinnm.

with rising of bile into throat: Lyss.

with belching: Calc-ar.

in cardialgia: Puls.

caused by faint feeling in chest: Sulph.

chill, before: Ip., rhus-t.

during: Asaf., caps.

with chills and fever: *Stram.*

after shivering, or with inclination to vomit:

*Euphor.*

convulsions with: Bar-m., *oena.*

cough: Ambr., *am-m.*, ars., carb-v., cycl., lach.,

merc., mez., spig., staph.

makes chin sore (diphtheria): *Merc-i-f.*

in cholera sporadica: Colch.

clammy with nausea: *Lob.*

arrested by child taking cold (dentition):

*Merc.*

with colic: Led., rheum.

constant tickling: *Cupr.*

in coryza: *Calç-p.*, *cupr-ar.*

in puerperal convulsions: *Merc.*

with crawling in inner surface of cheeks: Zing.

in cynanche cellularis: *Anthr.*

in dentition: *Hell.*, *merc.*, *nat-m.*, **Sil.**

suppressed in teething children: Kali-br.

in diarrhoea: *Ant-c.*, rheum.

in diphtheria: *Brom.*, **Jab.**, *Kali-per.*, lac-c.,

*merc-cy.*, *sul-ac.*

after diphtheria with swelling of parotids: *Iris.*

dribbling: *Stram.*

in apoplexia nervosa et serosa: *Ip.*

in dropsy: *Lyc.*

after eating: *All-s.*, cast-eq., *caust.*, mag-c.,

*nat-s.*, *nux-v.*, sulph.

expectoration, frequent: Am-c., cadm., graph.,

*lyss.*, *puls.*, rhus-t., *sabad.*, spig.

during febrile stage: *Dros.*

during apyrexia: *Ip.*

during fever: *Sulph.*

in typhus: *Agar.*

during nervous fever: *Dig.*

in diseased sub-maxillary gland: *Kali-i.*

in gonorrhoea: *Merc.*  
 with hawking and coughing (syphilitic ulcers in throat): *Lach.*  
 headache, before: *Fl-ac.*  
     during: *Am-c., cinnb., hipp., ign., Merc., nat-s., verat.*  
 in nervous headache: *Ign.*  
 with headache at night: *Verat.*  
 with headache towards noon: *Lyss.*  
 heat during: *Arund., dros., hell., hep., nit-ac., stram., sulph.*  
 with hoarseness: *Stram.*  
 in hydrophobia: *Lyss.*  
 in hysteria: *Merc.*  
 in hydrocephalus: *Merc.*  
 in indigestion: *Nat-c., nat-m.*  
 with sensation as if larynx were compressed: *Tarax.*  
 with undefined sensation in malar bones worse left side: *Iridium.*  
 worse lying down: *Bell., ip., ptel., rhus-t.*  
 in measles: *Nat-m.*  
 menses, before: *Puls.*  
     during: *Agar., eupi., mag-c., merc., nux-m., puls.*  
     after: *Cedr.*  
 mental work, during: *Merc., merc-c., nit-ac.*  
 mercury, from: *Alumn., anan., asaf., bell., Chin., cupr., dig., dulc., hep., hydr., iod., kali-chl., lach., nat-m., nit-ac., op., phyt., sulph.*  
 after abuse of mercury: *Asaf., cupr., hep., hydr., iod., nat-m.*  
 years after mercury, day and night: **Chin.**  
 mercurial, so profuse in damp weather as to saturate pillows: *Nit-ac., plb., Sulph.*  
 mercurial with inflamed gums: *Phyt.*  
 alternates with dryness of mouth (consumption): *Kali-bi.*  
 with heat and dryness of mouth: *Kali-m.*  
 with dry mouth in otitis: *Kali-c.*



- in inflammatory affections of mouth and fauces:  
*Cinnb.*
- tough, dark, mucous hawked from throat: *Iris*.
- in mumps: *Nat-m.*
- with nausea: *Camph.*, carb-s., *card-m.*, *cham.*,  
*chin.*, crot-t., goss., **lp.**, lach., *sulph.*, verat.  
awaking from sleep, particularly at midnight  
(pregnancy): *Merc.*  
and giddiness: *Chel.*  
in evening: *Stram.*  
paroxysms worse stooping: *Sang.*  
and vomiting: *Cocc.*  
vomiting and vomituration: *Sabad.*
- accumulation of, with qualmishness: **Nux-v.**,  
zinc.
- with neuralgic pains recurring at certain times:  
*Nat-m.*
- with bright red nose bleed: *Hyos.*, *dig*
- obstinate: *Nat-m.*
- occasional: *Thuja.*
- relieves pain in mouth and throat: *Arum-m.*
- with every paroxysm (induration of pancreas)  
*Bar-m.*
- in indurated pancreas: *Carb-an.*
- with white patches in mouth: *Sang.*
- in prosopalgia: *Mez.*, plat.
- with diffused redness of mouth: *Merc.*
- rheumatic: *Dulc.*
- in scarlatina: **Arum-t.**, caps., **Lach.**, *merc.*,  
*sulph.*
- in scorbutis: *Nit-ac.*
- constant, interferes with speaking: *Graph.*, *lach*
- constant desire to spit: *Cocc.*
- must spit often: *Cadm-s.*, *graph.*, *grat.*, *lac-c.*,  
*lyss.*, *puls.*
- in sleep: *Bar-c.*, carb-an., cinch-b., dios., kali-c.,  
*lac-c.* **Merc.**, *puls.*, rhus-t.
- shuddering with: *Arg-m.*, arg-n., euph.
- while asleep at daybreak: *Bar-c*
- constant flow prevents sleep: *ign.*

escape of saliva during sleep (Ague): *Ip.*  
 runs down throat if he attempts to sleep lying  
 down: *Kali-c.*  
 runs from mouth, so as to wet pillow during  
 sleep: *Lac-c.*, **Merc.**  
 children slobber: *Camph.*  
 in small pox: *Nat-m.*  
 smoking while: *Bry.*, *kali-bi.*, *merc.*, *rhus-t.*, *sep.*  
 worse with sneezing: *Fl-ac.*  
 sour, watery with nausea: *Calc.*  
 in stomacace: *Kali-bi.*  
 with affection of stomach: *Kali-bi.*  
 with stomachache: *Nat-m.*  
 stool, before: *Fl-ac.*  
     during: *Colch.*, *Rheum.*  
     after: *Mag-m.*  
 with liquid slimy stool as if fermented: *rheum.*  
 sudden attacks worse from motion of tongue as  
     in chewing, talking, etc.: *Ign.*  
 stooping: **Graph.**, *nux-v.*  
 sudden attacks: *Ign.*  
 is constantly obliged to swallow: *Ip.*, *seneg.*  
 he cannot swallow it: *Verat.*  
 constant need to swallow to relieve burning and  
     dryness of throat and larynx: *Cub.*  
 with swelling of inner cheek, left gum and side of  
     tongue: *Bism.*  
 in syphilis: *Clem.*, *iod.*, **Merc.**, **Nit-ac.**  
 discontinued after drinking strong tea  
     (lysophobia): *Lyss.*  
 talking while: *Graph.*, *iris.*, *lach.*, *nat-c.*, *sabin.*  
 with loose teeth: *Sang.*  
 with dryness of throat: *Colch.*, *rhod.*  
 with sore throat: *Bar-c.*  
 with tingling in salivary glands after eating: *Kalm.*  
 with tingling on inside of teeth: *Zinc.*  
 with toothache: *Cham.*, *daph.*, *kali-m.*, *nat-m.*  
 in tonsillitis: **Bar-c.**  
 tongue green: *Nit-ac.*  
 tongue and lips painful: *Plb.*

with pricking of tongue: *Fl-ac.*  
with stitches in tip of tongue: *Zinc.*  
tenacious: *Lac-c.*

with sore throat: *Lyss.*

sticky in malignant scarlatina: **Am-c.**

with ulcers: *Kali-i., merc., nit-ac., uran-n.*

with vertigo: *Calc.*

with little vesicles on tongue and gums: *Zing.*

provoking vomiting: *Anac., hep., kali-i., zinc.*

with disposition to vomit on getting a chill or  
taking cold: *Cocc.*

walking while: *Caust., petr.*

like waterbrash: *Dros., iris., puls., tab.*

in whooping cough: *Bry., iris., spong.*

with seatworms: *Acon.*

with tapeworms: *Sabad.*

**SHRIVELLED:** *Ars., mur-ac., sul-ac., verat.*  
(Refer Atrophy)

**SMOOTH,** shining, glazed, glistening, glossy: *Apis., arg-n., ars., atro., carb-ac., carb-an., colch., crot-h., crot-t., cupr., dig., eucal., gamb., glon., ip., Kali-bi., kali-br., Lach., mur-ac., nat-m., nux-v., phos., pic-ac., plb., pyrog., rob., sec., stram., sul-ac., sumb., ter*

and red: *Apis., glon., kali-bi., phos., pyrog. stram., ter.*

anterior half red and shining: *Lach*

in atonic dyspepsia: *Crot-h.*

in facial erysipelas: *Rhus-t.*

in typhoid: *Phos.*

as if varnished in typhus: *Ars*

edges: *Bapt.*

(Refer Clean, Glazed and Glossy)

**SOFT:** *Merc., rhus-t., stram*

**SORDES:** *Sulph.*

thickly covered and dark blood in purpura  
haemorrhagica: *Ter.*

(Refer Coating, Dirty, Mucous)

**SPONGY:** Benz-ac

**STICKS,** to roof of mouth (See Adheres)

**STICKY,** viscid, gluey, pasty, viscus:

*Acon*, agar., *am-m.*, ang., ant-c., ars., bell., berb.,  
*bry.*, canth., *carb-v.*, cham., *chin.*, clem., *colch.*,  
*con*, cycl., *dros.*, ferr., hell., ign., *lat-ac.*, led.,  
mag-m., meny., merc., merc-i-f., *merc-i-r.*, mez.,  
nat-m., *nit-ac.*, **Nux-m.**, nux-v., *olnd.*, *phos.*,  
*ph-ac.*, *pru-s.*, *puls.*, *ran-s.*, *sabad.*, sabin., sin-n.,  
*spig.*, spong., *staph.*, *verat.*, tarax., *thuja.*, zinc.

nearly adherent to the roof of mouth: *Atro-s.*

sticks to palate: *Bry.*, *laur.*, **Nux-m.**

in choleraic dysentery finger adheres. *Ph-ac.*

in diabetes mellitis: *Lac-ac.*

feeling sticky: *Sin-n.*

in prevailing fever: *Am-m*

in typhoid: *Puls.*

edge: *Ant-c.*

tip: *Acon.*, *aesc.*, agar., ang., asaf, aur., brom.,  
canth., chel., *chin.*, con, dios., *dros.*,  
eup-per., glon., hell., ign., iod, led., merc.,  
nat-s., **Nux-v.**, *phos.*, *ph-ac.*, *sabad.*, *staph.*,  
*verat.*, zinc

**STIFF:** *Aloe.*, *am-c.*, *anac.*, ant-t., *ars*, *ars-s-f.*, *arum-t.*,  
*aur-m.*, *berb.*, **Bell.**, bor., *calc-p.*, *carb-v.*, *chin.*,  
*cinnb.*, *coc-c.*, *colch.*, *con*, *crot-c.*, *crot-h.*,  
*cupr-s.*, dulc., euphr., fl-ac., gels., *hell.*, *hyos.*,  
*hydr-ac.*, *kali-p.*, *lac-c.*, *lach*, *laur*, *lyc.*, med.,  
*merc.*, *merc-c.*, *merc-i-r*, merl., *nat-c.*, *nat-m.*,  
nat-s., *nicc.*, *nit-ac.*, *nux-m.*, *ox-ac.*, *phys.*, *ruta.*,  
*sec.*, *sep.*, *stram.*, *Vario.*

preventing articulation in cancer: *Aur-m*

with indistinct speech, dryness in morning: *Lyc*

making talking difficult: *Nicc.*

in headache: *Lach*

in hysteria: *Sep.*

left side swollen with loss of speech *Laur*

impediment of respiration: *Bor.*

one side stiff: *Nat-m.*

like a piece of wood in typhus: *Ars.*

(Refer Heavy, Motion, Paralysis, Thick)

**STRAWBERRY:** *Ant-t., arg-n., arum-t., Bell., lach., phos., ptel., ter.*

**SUPPURATION:** *Canth., carb-ac., lach., merc., merc-c.*

(Refer Abscess)

**SWELLING:** *Acet-ac., Acon., am-m., anac., anan., ant-t., Apis., arg-n., ars., ars-h., ars-i., ars-s-f., arum-m., asaf., aster., aur., bapt., Bell., berb., bism., Bry., caj., calad., calc., calc-p., calc-s., camph., canth., cast., chin., chin-a., cic., cimic., coc-c., con., Crot-h., cupr-s., dig., diph., dros., dulc., elaps., ferr-m., ferr-p., fl-ac., frag-v., glon., guare., hell., helo., hippoz., hydr., iod., kali-ar., kali-bi., kali-br., kali-c., kali-chl., kali-i., kali-p., kali-tell., lach., lyc., lyss., mag-p., mag-m., Merc., merc-c., merc-cy., merc-sul., mez., mill., Mur-ac., naja., nat-a., nat-h., nat-m., oena., op., ox-ac., pelios., ph-ac., phos., phyt., plb., podo., ptel., puls., ruta., sabad., sec., sil., stram., tell., ter., thuja vesp., verat., Vip.*

in retinitis albuminurica: *Ars.*

swollen and bloody in peripneumonic convulsions: *Op.*

in cancrum oris: *Dulc.*

in cerebral disease: *Cimic.*

in cerebro spinal meningitis: *Lyc.*

in chorea: *Asaf., morph., sulph.*

in chronic camp diarrhoea: *Lyss.*

in diphtheria: *Merc-i-r.*

in diphtheria of lips: *Rhus-t.*

in epilepsy: *Plb.*

giving patient a silly expression: *Lyc.*

of follicles: *Staph., Lyss.*

fills whole mouth: *Arum-m., calad., crot-h., kali-chl.*

deglutition impossible: Arum-m.  
cannot talk: Calad.  
in epithelioma and hypertrophy: *Kali-m.*  
hard and stiff with violent fever: Ter.  
hangs out and gets bitten in epilepsy: Plb.  
hypertrophied: Ars-s-r., iod., graph., nit-ac., plb.  
inflammatory swelling: Bell., crot-h., merc-c.  
in acute pharyngo laryngitis: *Naja.*  
in induration of liver: *Mag-m.*  
mercury, after: *Kali-i.*  
painful: Anac.  
    when touched: Con., ph-ac., thuja.  
    talking: *Ph-ac.*  
painless: Mez.  
in prevailing fever: *Am-m.*  
protruding: Ferr-m.  
bent when protruding: Ars.  
could not protrude: *Merc-c.*  
cannot protrude beyond teeth, hindering  
    swallowing and speaking: *Lyc.*  
with salivation: Bism.  
in scarlatina: Am-m.  
hindering speech: Anac.  
could scarcely talk: Apis., vesp.  
hindering speech and breathing: *Dulc.*  
spongy: *Camph.*  
    on surface with deep cracks or ulcers:  
        Benz-ac.  
    with a thick yellow coating at base: *Merc-i-f.*  
suffocation in glossitis: *Apis.*  
sting of insects, after: *Acon., arn., bell., carb-ac.,*  
    crot-h., merc., nat-m.  
large and swollen in stomatitis: *Hydr*  
in syphilis: Crot-h.  
syphilitic tubercle: Calc.  
syphilitic affection: *Fl-ac.*  
and tense: Vesp.  
one sided: Apis., calc., bism., lach., laur., sil.  
    thuja.  
left: Laur., zinc.

hindering talking: zinc.  
right: Am-be., apis., mez., thuja.  
base, externally and internally: **Ars.**  
centre: *Phos.*

small, round swelling: *Dros.*  
root of: Bapt., chin., cemic., cocc., merc-c.,  
phos., spig.,  
diphtheria: Bapt.

tip: *Phos.*, *nat-m.*, *thuj.*  
with burning, wakes him at night: *Nat-m.*  
with enlargement of papillae, as if it had been  
burnt: *Phos.*

varicose left side: *Puls.*

with thick white coating: *Ox-ac.*

pale yellow, protruding from lips which are  
swollen: *Merc-c.*

under: **Ambr.**, bapt., **Calc.**, *merc.*, mez., mosch.,  
*rat-m.*, **Nit-ac.**, staph., **Thuja.**

right side like ranula: Am-be.

with stinging pain: *Nat-m.*

dark red: *Ferr-p.*

red edges: *Merc-cy.*

(Refer Heavy, Inflamed, Large, Thick, Tumour)

**THRUSH:** *Aeth.*, *ant-t.*, *ars.*, *bapt.*, **Bor.**, *bry.*, *carb-v.*,  
*eup-a.*, *hydr.*, **Hydr-m.**, **Kali-chl.**, *kali-m.*,  
**Merc-c.**, **Merc.**, **Mur-ac.**, *nat-m.*, *nit-ac.*, *rhus-g.*,  
**Sars.**, **Semp-t.**, **Sul-ac.**, **Sulph.**

**TREMBLING:** (See Movements)

**TUBERCLES:** (See Eruption)

**TUMORS:**

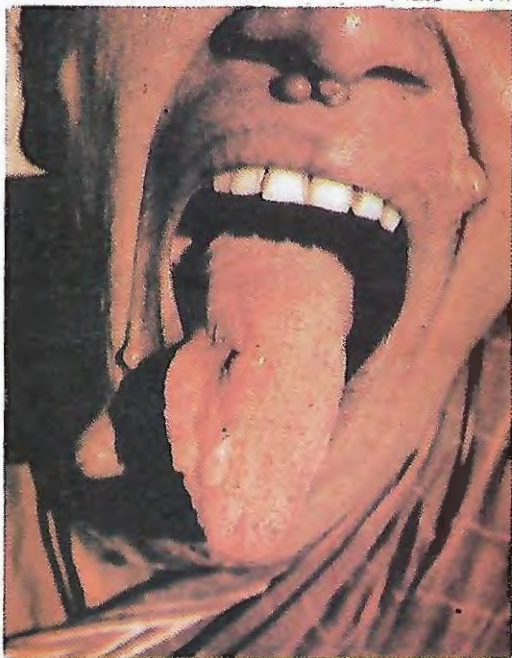
rounded elevation in centre, size of pea, sensitive  
to touch, with drawing sensation as if a string  
were pulling centre of tongue toward hyoid  
bone: *Cast.*

under: *Ambr.*

right side: size of pigeon's egg, ejecting watery  
fluid (ranula) on chewing: *Mez.*

root, left side, transparent, soft, impeding speech:

*Thuj.*



A lady aged 40 yrs. had similar growths all over the body. Indicated medicines did not help

---

**TONGUE THAT DOES NOT LIE**

---





**THIS DIAGRAM IS USED TO LOOK AT ONE'S OWN TONGUE IN A MIRROR. IT IS A MIRROR IMAGE.**

Various organs represented on the tongue. (Courtesy Dr. Vasant Lad — Ayurvedic physician).

---

**TONGUE THAT DOES NOT LIE**

---

flat, round, with swelling at root, with opening of a

follicle: Lyss.

on tongue: Cic.

nodulated: Gali-ap.

(Refer Cancer, Ranula, Swelling)

**TWITCHING:** (Refer Movements)

**ULCERS:** Agar., aloe., am-c., ant-c.; *apis.*, **Arg-n.**, *ars.*,  
ars-h., arum-t., *aur.*, aur-m., **Bapt.**, bar-c., bar-m.,  
benz-ac., bov., canth., caps, calc, carb-v., chin.,  
chlol., cic, cina., cinnb., clem., corn., dig., dros.,  
fl-ac., graph., hell., hydr., kali-bl., kali-chl., **Kali-i.**,  
kali-m., kreos., lach., lyc., merl., **Merc.**, merc-i-r.,  
mez., mur-ac., nat-m., nit-ac., **Nit-m-ac.**, nux-v.,  
op., pib., phyt., **Psor.**, sang., sang-n., semp-t., sil.,  
sin-n., staph., sulph., sul-ac., syph., tarent., thuja  
verat.

aphthous ulcers. Arum-d

in children *Kali-m*

bleeding: Merc.

blue: Ars., mur-ac.

probably from biting in delirium tremens: Stram  
in centre, size of Lima bean in  
broncho-pneumonia with dark red tongue  
*Lyc*

extensive: *Benz-ac*

deep: Mur-ac

deep ulcer, with black base and inverted edges.  
in cancer of tongue: *Mur-ac*

three large deep ulcers with bluish margins, red  
centre, near root, pain on taking least food,  
with syphilitic history: Nit-ac.

dirty looking with purple blotches on tip *Pib*

flat, numerous Caps

follicular *Kali-m*

foul with constant oozing of blood as from a  
spongy tissue, with difficult swallowing:  
*Merc*

deeply chapped or fungoid surface *Benz-ac*

in gastric disturbances. Tarent.

indurated. Merc., merc-i-r., thuj

inflamed: Sul-ac.  
with lardaceous base, numerous, in stomatitis  
Caps.  
after mercury: **Kali-i.**  
like those caused by mercury, small: *Phyt.*  
with tough ropy mucus: *Kali-bi., nit-ac.*  
painful: Agar., bov., calc.  
to touch: Bov., cic., thuja.  
burning: *Sin-n.*  
patch, irregular, very deep, on right side:  
*Mur-ac.*  
phagedenic: *Agar., benz-ac., caps., fl-ac., sil.*  
smarting and burning when touched by food:  
*Nat-m.*  
sensitive with stomatitis: *Caps.*  
in scarlatina: *Apis., lach.*  
small:  
deep irregular on right side: *Ars-h.*  
in young girl: *Bar-c.*  
superficial painful on sides (epithelioma):  
*Kali-m.*  
with lardaceous base and red inflamed  
edge: *Merc.*  
on tip, right side: *Cinnb.*  
round with lard-like borders: *Ant-t.*  
spreading: *Benz-ac.*  
in stomatitis: *Caps.*  
superficial: *Nat-m.*  
syphilitic: *Aur., cinnb., fl-ac., kali-bi., kali-i., lach.,*  
**Merc., mez., Nit-ac., phyt.**  
deep stinging with a yellow base: *Kali-bi.*  
deep irregular shaped on edges: *Nit-ac.*  
deep after large doses of mercury: *Phyt.*  
several flat, elevated one large patch in centre  
with eruptions and periostitis, probably  
syphilitic: *Kali-bi.*  
deep enough to admit end of little finger  
discharge ichorous offensive in epithelioma  
and hypertrophy: *Kali-m.*



**NUX-V.**

A male aged 65, suffering from alcoholic peripheral neuritis with general indications of Nux-v. Note—Nux-v. is not listed in the books.

---

**TONGUE THAT DOES NOT LIE**

---



**LYC.**

A girl aged 16 yrs. with general indications of Lyc

---

**TONGUE THAT DOES NOT LIE.**

---

in typhus: *Apis.*, **Bapt.**

yellow: *Aloe.*, *cupr.*, *hell.*, *plb.*

flat, elevated gray-edges, or red swollen bases: *Hell.*

purple on tip with foetid odour and languor after abuse of mercury: *Plb.*

with vesicles: *Med.*

roundish in a child after vaccination, edge consist of a number of pointed condylomata which could be separated by a fine probe: *Thuja.*

centre: *Cupr-s.*, *fl-ac.*

edges: *Agar.*, *ars.*, *bov.*, *calc.*, *caust.*, *cic.*, *cupr.*, *kali-bi.*, *kali-chl.*, *lach.*, *merc.*, *merc-cy.*,

**Nit-ac.**, *thuja*

left side: *Apis.*

left tip: *Thuja*

right side: *Bov.*, *cinnb.*, *sil.*

left, then right: *Thuja.*

deep: *Kali-bi.*

painful in concussion of brain: *Cic.*

white: *Cic.*

fraenum: *Agar.*, *kali-c.*, *naja.*, *nat-ç.*, *nit-ac.*, *sep.*

on sides: *Lach.*

tip: *Am-c.*, *cinnb.*, *cupr.*, *dros.*, *lyc.*, *merc.*, *plb.*, *sal-ac.*

whitish: *Dros.*

under: *Fl-ac.*, *graph.*, **Lyc.**, *plb.*, **Sanic.**, *thuja.*

(Refer Aphthae, Cancer, Canker)

**VARICOSE**, veins: *Ambr.*, *dig.*, *fl-ac.*, *ham.*, *puls.*, *thuja*

under: *Thuja.*

**VARNISHED**, look.: *Apis.* (Refer Smooth)

**VESICLES**: (Refer Eruption)

**WARTS**: *Aur.*, *aur-m.*, *aur-m-n.*, *lyc.*, *mang.*, *mang-ac.*, *staph.*

**WITHERED**: *Kreos.*, *verat.*

**WRINKLED**: *Calc-p.*, *nat-a.*, *phos.*, *sul-ac.*

morning: *Calc-p.*

## MOVEMENTS OF THE TONGUE

- 1) Biting : (Considered with other features of tongue)
- 2) Boring : *Ars.*, *clem.*, *con.*, *nat-s.*, *spig.*, *stann.*
- 3) Contraction/Convulsion/Cramps/Spasm : *Acon.*,  
*agar.*, *arg-n.*, *bell.*, *bor.*, *carb-v.*, *cham.*, *cic.*,  
*cina.*, *cocc.*, *con.*, *crot-t.*, *glon.*, *ip.*, *lyc.*, *laur.*,  
*merc-c*, *nux-v.*, *ruta.*, *sec.*, *syph.*  
spasmodic cylindrical contraction of tongue, and  
forced through lips: *Cina.*  
with difficulty of speech: *Agar.*, *arg-n.*, *cupr.*, *lyc.*,  
*ruta.*, *sec.*, *stram.*  
projects it from mouth, forces it between teeth and  
renders speech indistinct: *Sec.*  
spasmodic twitching: *Cast.*, *glon.*, *sec.*, *sulph.*, *vip.*  
tip distorted in apoplexy: *Cocc.*  
cramped tongue impeding respiration: *Bor.*  
drawing in: *Aster.*  
folded like small bags on edges in lead colic: *Alum.*  
alternating with expansion: *Xan.*
- 4) Darting out : (See "Protrusion")
- 5) Motion :
  - difficult: *Aesc.*, *anac.*, *ars.*, *bell.*, *bufo.*, *cadm.*,  
*calc.*, *carb-an.*, *carb-v.*, *caust.*, *cic.*, *colch.*,  
*con.*, *dulc.*, *glon.*, ***Hyos.*** *kali-br.*, ***Lach.***, *lyc.*,  
*merc*, *mygal.*, *mur-ac.*, *nat-c.*, *nat-m.*, *op.*,  
***Phos.***, *phys.*, *plb.*, *puls.*, *sec.*, *stram.*, *verat.*  
cannot double: *pic-ac.*  
on account of crusty coat: *Myric.*  
and painful: *Ant-t.*  
with pain in hip joint, shoulder joint and all  
bones: ***Colch.***
  - constant: *Acon.*, *clem.*, *op.*, *stram.*  
in chorea: *Verat-v.*
  - hanging out: *Acon.*, ***bell.***, *crot-h.*, *lach.*, *merc.*,  
*plb.*, *sil.*

tapping: *Buro.*, *lyc.*

to and fro: *Cupr.*, *hyos.*, *lach.*, *sulph.*

with trembling movement: *Hyos.*

rolled in mouth like one intoxicated: *Nux-m.*

she cannot keep it still: *Stict.*

cannot turn food so readily from right to left:

*Syph.*

action disordered: *Kali-br.*

cannot control to form words rightly: *Aesc.*

convulsive: *Cham.*

jerks out in chorea: *Sec.*

lolling in convulsions: *Gels.*, *lyc.*, *sil.*

lolling about in mouth in mental disorder: *Lach.*

hindered, speech inarticulate: *Bell.*

involuntary with impossibility to utter a word

in chorea: *Stram.*

involuntary in chorea, drops food when

eating: *Tarent.*

difficult in chorea: *Mygal.*

pain, agg.: *Aloe.*, *ant-t.*, *berb.*, *chin.*, *spig.*, *sulph.*

side to side: *Hell.*, *lach.*, *lyc.*

wanting, immovable: *Ars-s-f.*, *aur.*, *carb-v.*, *cic.*,

*con.*, *op.*, *phos.*, *stram.*

6) Oscillating: (See "Protrusion")

7) Plays with tongue, during dentition: *Cham.*

8) Protrusion: *Absin.*, *acet-ac.*, *acon.*, *apis.*, *bell.*, *cina.*,

*cocc.*, **Crot-h.**, *ferr-m.*, *hell.*, *hydr-ac.*, *hyos.*,

*lach.*, *lyc.*, *merc-c.*, *nux-v.*, *oena.*, *op.*, **Phyt.**, *plb.*,

*sec.*, *stram.*, *stry.*, *sumb.*, *syph.*, *tab.*, *vip.*

in aphasia: *Syph.*

in chorea: *Sumb.*

in diphtheria: **Phyt.**

in headache: *Lach.*

with a jerk in chorea: *Kali-br.*

in meningitis infantum: *Apis.*

in cerebro-spinal meningitis: *Hydr-ac.*

to one side: *Syph.*

to right side: *Op.*



slightly protruding: *Hell.*

during sleep: *Vario.*

puerperal convulsions: *Nux-v.*

oscillating: *Hell., lach., lyc.*

snake like (rapidly darting in and out like snake): *Absin., crot-h., Cupr., Lach, lyc.,*

**Merc.,** sanic., **Vip.**

spasmodically: *Cina., cocc., sec.*

protruded and withdrawn alternately: *Lyc., merc-c.*

difficulty with: *Anac., Apis., ars., bapt., calc., Caust., colch., crot-h., dulc., Guaj., Gels., hyos., Lach., lyc., merc., mur-ac., Mygal., nat-m., plb., pyrog., stram., sulfo., ter.*

can hardly draw it in: *Hyos., vario.*

catches on the teeth: *Apis., hyos., Lach., lyc.*

in sore throat: *Sabad.*

in typhus: *Apis.*

cannot be: *Apis., bapt., brom., carb-ac., colch., dulc., gels., hyos., lach., lyc., merc-c., mur-ac., nux-v., plb., sabad., vesp.*

with difficulty, but cannot draw it in: *Hyos.*

regularly protrudes and retracts in hydrocephalus: *Sulph.*

sudden and forceful protrusion and retraction: *Lach.*

shaken to and fro: *Hyos.*

9) Pulsating: *Vesp.*

10) Quivering: *Op.* (See "trembling").

11) Rattling: *Bell., lac-c.*

12) Smacking with: *Bell.*

13) Trembling: *Absin., agar., Agaricin., aloe., apis., arn., ars., aur., bell., bry., calc-hyp., caust., Camph., canth., caps., carb-ac., cham., cimic., colch., crot-h., cupr., cupr-ar., gels., hell., hyos., ign., Lach., lyc., med., Merc., Merc-v., mur-ac.,*



**SIL**

A 30 yrs. old male suffering from grand-mal epilepsy benefited with Sil. Note—Sil. is not listed in the books under 'biting'.

---

**TONGUE THAT DOES NOT LIE**

---

## List of Illustrations

- I Red tip: Sulph.
- II Red tip with bluish black pigmentation: Lach.
- III Congenital abnormality: Syph.
- IV Red centre and tip: Sulph.
- V Fissured or Scrotal tongue: Nit-ac.
- VI Cyanosis: Carb-v.
- VII Red stripe down centre: Tub.
- VIII Posterior yellow coating: Nux-v.
- IX Red triangular tip: Rhus-t.
- X Thrush—Before } Bor. → Nux-v.
- XI Thrush—After }
- XII Yellow stripe down centre: Puls.
- XIII Glossitis after chemotherapy
- XIV Geographical or mapped: Nat-m.
- XV Enlarged Pappillae: Arg-m.
- XVI Paralysis: Plb.
- XVII Neurofibromatosis
- XVIII Tongue according to Ayurveda
- XIX Varicose veins: Nux-v.
- XX Wart on tongue: Lyc.
- XXI Bitten tongue: Sil.

nat-m., oena., op., phos., ph-ac., pip-n., plb.,  
rhus-\*, sec., sil., stram., sulph., tab . tarax . vip.,  
zinc.

in abscess of left arm: Sil.

in chorea: Cupr.

in delirium tremens: Stram.

in erysipelous from dissecting wound: Lach.

dry, trembling in typhus: Aur.

in typhus in general: *Agar . apis . ars . gels.*  
*lach.*

in shock from injury: *Camp*

after parturition. *Crot-h.*

when protruded: *Apis., bell. crot-h., ferr.*  
*gels., hell., hyos., ign., Lach., merc. , plb .*  
*stram.*

can hardly put it out in typhoid: *Gels*

slight tremors: Tarent.

when he tries to speak: *Plb., Merc.*

when roused from sleep: *Varo.*

catches between teeth: *Apis. lach*

strikes against teeth when speaking: *Nit-ac .*  
*sulph*

14) Twitching: **Cast.**, glon., sec., sulph . vip

## TONGUE FINDINGS OF SOME LESSER KNOWN REMEDIES

- 1) *Abelmoschus*: Thick, sticky, excessive salivation, difficulty with speech
- 2) *Abroma Augusta*: Clean and dry
- 3) *Achyranthes*: Dry, burning, aphthae with result from exposure to sun or indigestion
- 4) *Acidum Butyricum*: Profuse salivation
- 5) ***Andrographis Paniculata*: White coating**
- 6) *Aqua Marina*: White, yellowish mucus
- 7) *Aranea Ixobola*: Aphthae, white coating
- 8) *Azadirachta Indica*: Enlarged and prominent **papillae**
- 9) B.C.G.: Whitish yellow covering
- 10) *Berberis Aquifolium*: Blisters on the edge
- 11) *Beryllium Metallicum*: Small ulcerations on lips and tip of tongue
- 12) *Buthus Australias*: Profuse salivation
- 13) *Caesalpinia Bonducella*: Slight white coating, bloodless white tongue, moist
- 14) *Chloramphenicol*: Black, hairy; dryness of mouth, glossitis
- 15) *Chlorpromazine*: Dry, thick, cracked, glossitis
- 16) *Cynodon Dactylon*: Profuse salivation
- 17) *Cytisus Laburnum*: Dryness of tongue
- 18) *Embelia Ribes*: Dry
- 19) *Gingko Biloba*: Yellow towards the root
- 20) *Guatteria Guamera*: Dirty yellow, furred especially at the root, excessive thick salivation with bitter taste, indented with foul odour and increased during sleep
- 21) *Haloperidol*: Profuse salivation
- 22) *Hirudo Medicinalis*: Ulcerations on tongue
- 23) *Hoitzia Coccinea*: Salivation thick sticky, swollen tongue
- 24) *Hydrocotyle Asiatica*: Whitish spots in left upper and under sides of tongue

- 25) Hypophysis Posterium: Profuse salivation
- 26) Hypothalamus: White coating
- 27) *Jonosia Asoka* (*Saraca Indica*): Thick white or brown coating
- 28) *Justica Adhatoda*: White coating
- 29) *Latrodectus Mactans*: Trembling of tongue, white coating, hypertrophy of lingual papillae, copious salivation
- 30) Levomepromazine: Whitish grey
- 31) *Lopophytum Leandri*: Ulcers
- 32) *Luffa Operculata*: Dryness
- 33) *Mandragora Officinarum*: Dry, raw (as if scalded by hot water), profuse salivation, white yellow coating, aphthae on tongue with fur like sensation glossitis with numbness or burning pain
- 34) *Nimosa Pudica*: Nocturnal salivation when lying on right side
- 35) *Natrum hypochlorosum*: Stomatitis, red oedematous mucus membrane, bleeding ulceration
- 36) *Nepenthe*: Tobacco aggravates tongue complaints, tongue dry thick
- 37) *Nyctanthes Arbor Tritis*: Enveloped with thick, whitish or yellow fur
- 38) *Occimum Sanctum*: Furred, yellow, yellowish white with a brown spot in the centre Ulcer in tongue of children, tongue is bright red or its edges and sides are red and middle portion is deeply coated with yellowish mucus
- 39) *Paronichia Illecebrum*: Pasty, yellow white coating, saliva thick and dark yellow
- 40) *Penicillinum*: Root of the tongue yellow brown, depapillated at the edges, imprint of the teeth on the tongue
- 41) *Pexid*: Coated
- 42) *Radix Angelicae Sinensis*: Covered with a white or yellow coating at the back and on the edges
- 43) *Rajania Subsamara*: Fissured with a black stripe in the middle, and red excoriated edges. Aphthae and ulceration which bleed at times on the tip of the

tongue. Sticky saliva, nicotine coloured like that of a tobacco chewer


- 44) Sulfonamide Red spots on the right side
- 45) Terebenthina Chios. Hot with projecting pronounced papillae
- 46) Terminalia Chebula: Flabby, dry brown coating on lip, sore and raw tongue
- 47) Thymol: Watery salivation with nausea, salivation decreased while eating
- 48) Triosteum Perfoliatum: White
- 49) Venus Mercinaria: Coated, furred
- 50) Allophan: Salivation
- 51) Bellis Per: Red edges and tip with burning, painful swelling, agg eating and speaking, ulcers on tongue
- 52) Butyricum Acidum: Profuse Salivation
- 53) ponia Stans Cav.: Red tongue with sensation of swelling and bitter taste
- 54) Laburnum Anagyroides: Dryness with burning pain
- 55) Laphophora Williamsi. Ant. half furred and heavy with formication and coldness. Salivation with metallic taste or everything tasteless
- 56) Mag. Sulph.: Either dryness or increased salivation with bitter taste
- 57) Nat. flour: Salivation with salty or soapy taste & burning pain
- 58) Pituitum Posterium. Salivation
- 59) Rauwolfia Serpentina: Dryness with soreness and metallic taste
- 60) Viscum Album: Dryness with tanned sensation and taste of cigarette changed
- 61) Mangifera Indica: Thin white coating of the tongue with red tip and clear margins.
- 62) Citrus Lanatus: Increased salivation. Stringy saliva.
- 63) Tamarind: Thick yellow diagonal coating starting from the base of the tongue and covering the left side of the tongue. Right side not coated. Stringy saliva whenever he opens his mouth to speak. People can see strings in his mouth.

## BIBLIOGRAPHY

1. A Dictionary of Practical Materia Medica, by John Henry Clarke
2. Pocket Manual of Homoeopathic Materia Medica, by William Boericke
3. Repertory of the Homoeopathic Materia Medica, by J.T. Kent
4. Kent's Final General Repertory of the Homoeopathic Materia Medica, edited by Pierre Schmidt and Diwan Harish Chand (Revised edition 1980)
5. Leaders in Homoeopathic Therapeutics by E.B. Nash
6. New, Old and Forgotten Remedies Collected, Arranged and Edited by Edward Pollock Anshutz
7. A Concise Repertory of Homoeopathic Medicines, by S.R. Phatak (1963)
8. A Synoptic Key of the Materia Medica, by C.M. Boger
9. Keynotes and Characteristics with Comparisons, by H.C. Allen
10. A Clinical Repertory to the Dictionary of Materia Medica, by John Henry Clarke
11. Hand book of Materia Medica and Homoeopathic Therapeutics, 1st Edition by Timothy F. Allen
12. A Text Book of Homoeopathic Therapeutics Vol. I & II By Prakash Vakil (1977)
13. New Remedies, Clinical Cases, Lesser Writings, Aphorisms and Precepts by J.T. Kent (1926)
14. The Guiding Symptoms of Our Materia Medica by C. Hering (1879)



15. A Materia Medica and Repertory, by James Stephenson, M.D. (1965)
16. Drugs of Hindoostan, by Sarat Chandra Ghose, Fifth edition (1965)
17. Drugs of India, Dr. D.N. Chatterjee, IV edition (1950)
18. Materia Medica of New Homoeopathic Remedies, by Dr. O.A. Julian, Revised English edition (1979)
19. M.E. Douglass' Repertory of Tongue Symptoms, edited by Mahendra Singh, 1st Indian edition (1975)
20. Kent J.T., Lectures on Homoeopathic Materia Medica
21. Jones Eli. G., Definite Medication
22. Mahendra Singh, Tongue indications.
23. Thambisami Cabriel P., "The Tongue in Specific Diagnosis", from Hahnemannian Gleanings (1972)
24. Mangifera Indica — Paper presented in 40th Congress of International Homoeopathic Medical League Lyon, France 1985 — Prakash Vakil.
25. Citrus Lanatus — Paper presented in 41st Congress of International Homoeopathic Medical League Rio de Janeiro, Brazil 1986 — Prakash Vakil.
26. Tamarind — Paper to be presented in 43rd International Congress of Liga Medicorum Homoeopathica Internationalis Athens, Greece 1988 — Prakash Vakil.



“ We have only given the precious stones their setting. They have come from many mines. They have received the polish of years of clinical verification at the hands of our practitioners. Some shine with more brilliancy than others, all reflect the light of wisdom by which we are guided in healing the sick”

Calvin B. Knerr

Book Code No.: IB1201

ISBN 81-7467-071-8



Indian Books & Periodicals Publishers  
New Delhi-110 005 (India)